

GOVERNMENT OF MEGHALAYA



**DEPARTMENT
OF
ECONOMICS AND STATISTICS**

**DISTRICT STATISTICAL ABSTRACT
2009**

**ISSUED BY
DISTRICT STATISTICAL OFFICER
EAST GARO HILLS, WILLIAMNAGAR**

FOREWARD

THE DISTRICT STATISTICAL ABSTRACT, EAST GARO HILLS, 2009” is the fifth in the series since the establishment of District Office in 1978 which is brought out by this Office under the guidance of the Directorate of Economics and Statistics, Meghalaya, Shillong and information for the

year from 2006-07 to 2008-09 as per as possible. It seeks to provide Statistical Information on Socio-Economic aspects of the District for the benefit of the interested individuals, policy makers, planners, research scholars etc. The co-operation extended by various Central/State Government/Semi-Government Departments and Local Bodies in making available the required data for this publication is gratefully acknowledged. However, it is regretted that the information on some of the departments cannot be published due to non-receive of required information.

I would like to place on record with gratitude to Smt. Frecida A. Momin, Research Officer the then District Statistical Officer for her sincere efforts to bring out this publication. But this publication cannot be made during her tenure due to non receipt of information from various departments as well as non completion of data computerization.

Secondly, I would like to give my special thanks to Shri. Shekar D. Sangma, Inspector of Statistics for the services rendered by him who took up gigantic task of compilation and preparation of reports to bring out this publication. I also sincerely thank Shri. Barnath A. Sangma, L.D.A. for his hard work in data computerization and other staff of the District for rendering their help for this publication.

Suggestions/Comments for further improvement regarding the contents as well as presentation of data in this publication or subsequent issues will be most welcome.

Dated: Williamnagar
The _____, 2009.

M. T. Sangma,
I/c. District Statistical Officer,
East Garo Hills, Williamnagar.

TABLE NO.	CONTENTS	PAGE NO.
(A).	Conversion Table	
(B).	Distance from Williamnagar to different places	
(C).	Important Markets in East Garo Hills.	

I. AREA AND POPULATION

- 01.01: Area: Population density and sex ratio
- 01.02: Decadal Population Growth and Growth Rate
- 01.03: C & R D Block/Town Population, 2001
- 01.04: Number of Villages, Town, Households in each C & R D Block, 2001.
- 01.05: Block-wise/Town-wise Population of ST/SC & others, 2001.
- 01.06: Percentage of Urban, Rural Population to total population, 2001.
- 01.07: Literacy Rate.
- 01.08: Percentage of General, SC & ST Population to total population, 2001.
- 01.09: Area & Population Density of C & R D Block in the District, 2001.

II. CLIMATE

- 02.01: Total Rainfall (in Mm) at Williamnagar Centres during 2001-2008

III. EDUCATION

Secondary & Higher Secondary

- 03.01: Number of Educational institution in East Garo Hills
- 03.02: Enrolment of Educational Institution in East Garo Hills
- 03.03: Number of Teachers in the Educational Institution
in East Garo Hills

Primary & Upper Primary

- 03.04: Number of Educational Institution & Enrolment in East Garo Hills.
- 03.05: Number of Teachers in the Educational Institution in East Garo Hills District.

Jawahar Navodaya Vidyalaya

- 03.6: Enrolment in Different Classes (Jawahar Navodaya Vidyalaya, Williamnagar)

IV. POLICE

- 04.01: Number of Police Stations/Out Post Etc., in East Garo Hills District
- 04.02: Number of Incident Crime

V. SOCIAL WELFARE

- 05.01: Number of Voluntary Organization, Handicapped Persons and
Old Receiving Grant-in-Aid

VI. AGRICULTURE

- 06.01: Total Rice & Food Grains in East Garo Hills District (Area & Production of Important
Crops)

VII. CROPS STATISTICS REPORT UNDER EAST GARO HILLS DISTRICT

- 07.01: Crops Statistics Report On Rabi Crop
- 07.02: Crops Statistics Report On Kharif Crop

VIII IRRIGATION

- 08.01: Irrigation Statistics (Area in Hectares)
08.02: Different Types Of Minor Irrigation Scheme

IX. LAND USE STATISTICS

- 09.01: Land Utilisation Statistics in East Garo Hills

X. ANIMAL HUSBANDRY & VETERINARY

- 10.01: Number of Veterinary Dispensaries, Personal and Animals Treated in District
10.02: Livestock Population in East Garo Hills According to Livestock Census, 1995 (Latest)

XI. SERICULTURE

- 11.01: Number of Sericulture Farms in Williamnagar Sub-Division, East Garo Hills
11.02: Production of Cocoon and Raw Silk in Williamnagar Sub-Division
11.03: Scheme-Wise/Project-Wise Expenditure of Williamnagar Sub-Division

XII. WEAVING

- 12.01: No. of Weaving Centres, Cloth Produced and Revenue Earned.

XIII. FOREST

- 13.01: Area under Forest, Wildlife Sanctuaries, Etc in the District
13.02: Area under Plantation/Afforestation by Species in the District

XIV. FISHERIES

- 14.01: Specimen Fish Production in the District
14.02: Fishermen-Population in the District
14.03: Scheme-Wise /Project-Wise Expenditure in the District

XV. MINING

- 15.01: Production And Value Of Importing Mineral In Garo Hills

XVI. CO-OPERATION

- 16.01: Number Of Primary Agricultural Co-Operative Societies

XVII. LABOUR AND EMPLOYMENT

- 17.01: Employment Exchanges and Applicants in the District
17.02: Number of Establishment and Employment in the District
17.03: Employment Exchanges and Applicants in the District (Resubelpara Sub-Division)

XVIII. ROAD AND TRANSPORT

- 18.01: Road Length

XIX. INDUSTRIES

- 19.01: Employment in Small Scale Registered Units in the District
19.02: (A). Small Scale Industries Registered with District Industries Centre in the District
19.03: (B). Small Scale Industries Registered with District Industries Centre in the District

19.04: Number of Registered Factories and Workers Employed In Private and Public Sector
Industrial Training Institute

19.05: Enrolment of Trainees in Different Trades.

19.06: Number of Teachers/Instructors in Positions.

19.07: Number of Passed out Trainees.

XX. TRANSPORT

20.01: Number of Vehicle Registered in the District

XXI. COMMUNICATION

21.01: Number of Telegraph and Post Offices in the District

XXII. TELE-COMMUNICATION

22.01: Number of Telephone Exchanges, Telephones and Mobile Subscribers in the District.

XXIII. TOURISM

23.01: Number of Tourist Spots and Tourist Visiting.

XXIV. LIBRARY

24.01: Numbers Of Enrolment And Numbers of Books

XXV. ELECTION

25.01: Election to the Meghalaya Legislative Assembly

25.02: Total Number of Votes Polled As On 2008

**25.03: Number of Candidates Contested in the Election to the Meghalaya Legislative
 Assembly, 2008**

**25.04: Names of Winning Candidates Indicating their Party Affiliations and Total Votes
 Secured Who Contested to the Meghalaya Assembly,2008.**

25.05: Election to the Garo Hills District Council, 2009

25.06: Number of Candidates Contested in the District Council Election, 2009

**25.07: Valid Votes Polled in Favour of Political Parties and Independent Candidates, District
 Council Election, 2009**

**25.08: Names of Winning Candidates Indicating their Party Affiliations and Total Votes
 Secured Who Contested to the District Council,2009.**

XXVI. ELECTRICITY

26.01: No. of Villages Electrified in the District

XXVII. SUPPLY

27.01: Number of Fair Price Shops & Commodities Distributed

**27.02: Retail Price per Liters of Petrol, Diesel, Mobil Oil and Kerosene Oil (As on 31st March
 of the year ending) in Rs. 0.00**

27.03: Number of Fair Price Shops in Resu Sub-Division

XXVIII. FINANCE

- 28.01: (A). Collection of Excise, Revenue, Sale Tax, Taxes on Petroleum Motor Spirit, Etc.
 28.02: (B). Collection of Excise, Revenue, Sale Tax, Taxes on Petroleum Motor Spirit, Etc

XXIX. DISTRICT COUNCIL

- 29.01: Market/Hats and Their Auction in East Garo Hills
 29.02: Collection of Taxes on Profession, Traders, Callings & Employment in East Garo Hills
 29.03: Ferry Ghats and Their Auction Rate in Garo Hills
 29.04: Number of Gates, Weigh Bridge and Amount of State Share Royalty Collection in Garo Hills.
 28.05: Scheme-Wise Expenditure

XXX. P.H.E. (R.W.S.)

- 30.01: No. of Villages Benefited With Drinking Water in East Garo Hills.

XXXI. JAIL

- 31.01: No. of Convicts Admitted and Released of the Prisoners in the District.

XXXII. MEDICAL

- 32.01: Number of Hospitals, Dispensaries, Primary Health Centre, Sub-Centre and Medical Personal In East Garo Hills.
 32.02: No of Incidence of Different Diseases in East Garo Hills
 32.03: Births, Deaths and Infants Mortality
 32.04: Progress of Family Welfare Programme in East Garo Hills

XXXIII. RESUBELPARA COMMUNITY & RURAL DEVELOPMENT BLOCK

- 33.01: Particulars of Target and Achievement of Different Schemes and Project.

XXXIV. DAMBO-RONGJENG COMMUNITY & RURAL DEVELOPMENT BLOCK

- 34.01: Particulars of Target and Achievement of Different Schemes and Project.

XXXV. SONGSAK COMMUNITY & RURAL DEVELOPMENT BLOCK

- 35.01: Particulars of Target and Achievement of Different Schemes and Project.

XXXVI. SAMANDA COMMUNITY & RURAL DEVELOPMENT BLOCK

- 36.01: Particulars of Target and Achievement of Different Schemes and Project.

XXXVII. KHARKUTTA COMMUNITY & RURAL DEVELOPMENT BLOCK

- 37.01: Particulars of Target and Achievement of Different Schemes and Project.

XXXVIII. RESUBELPARA ICDS PROJECT

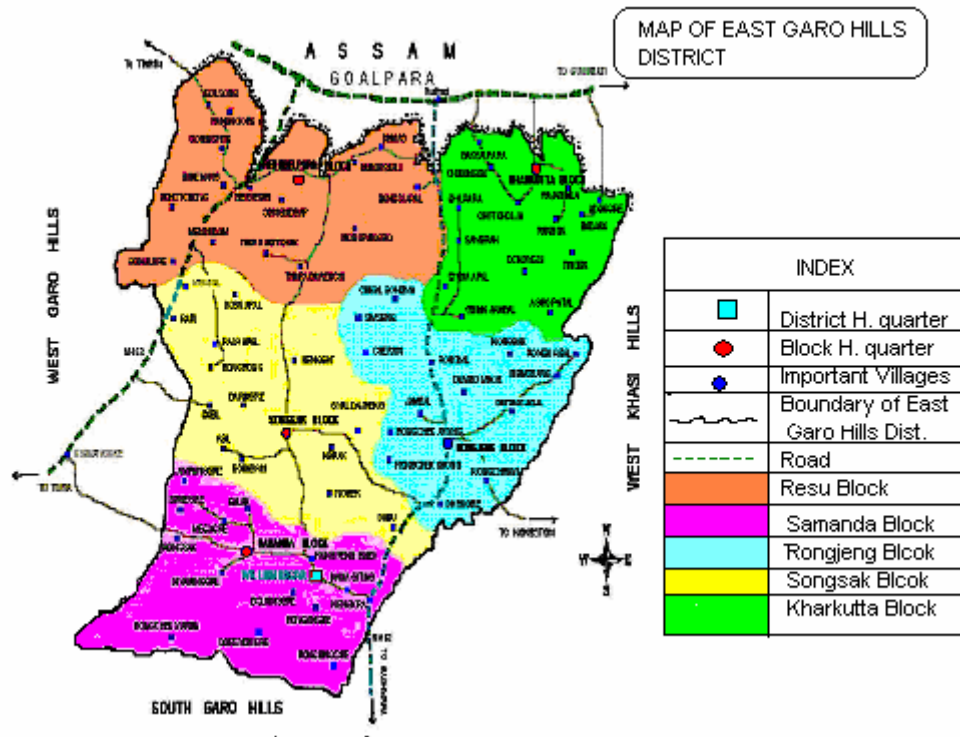
- 38.01: Scheme-Wise/Project-Wise Expenditure during 2002-2006.

- 38.02: Scheme-Wise Project Wise Expenditure on SNP Scheme.

XXXIX. RONGJENG ICDS PROJECT

- 39.01: Scheme-Wise/Project-Wise Expenditure during 2005-2009.

- 39.02: Scheme-Wise/Project-Wise Expenditure on SNP Scheme**
XXXX. SONGSAK ICDS PROJECT
- 40.01: Scheme-Wise/Project-Wise Expenditure during 2005-2009.**
- 40.02: Scheme-Wise/Project-Wise Expenditure on SNP Scheme**
XXXXI. SAMANDA ICDS PROJECT
- 41.01: Scheme-Wise/Project-Wise Expenditure during 2005-2009.**
XXXXII. KHARKUTTA ICDS PROJECT
- 42.01: Scheme-Wise/Project-Wise Expenditure during 2002-2006.**



(A). CONVERSION TABLE

WEIGHTS	LENGTH
----------------	---------------

1 Grain	= 0.065 Grams.	1 Centimetre	= 0.393701 Inches.
1 Gram	= 0.035270 Ounces.	1 Inch	= 25.4 Millimetres.
	= 0.085735 Tolas.		= 0.0254 Metres.
1 Ounce	= 28.350 Grams	1 Foot	= 0.3048 Metres.
1 Pound	= 0.4536 Kilograms.		= 3048 Centimetres.
1 Kilogram	= 2.20462 Pounds.	1 Metre	= 1.09361 Yards
1 Quintal	= 100 Kilograms.	1 Yard	= 0.9114 Metre
1 Tonne	= 10 Quintals.	1 Mile	= 1.609344 Kilometres.
	= 0.98420 Tonnes.	1 Kilometres	= 0.62137 Miles.
1 Ton	= 1.01605 Tonnes.		
1 Cwt.	= 50.802 Kilograms.		
CAPACITY AND VOLUME		AREA	
1 Gallon (Imperial)	= 4.54596 Litres	1 Square Inch	= 6.4516 Square Centimetre
	= 3.78533 Litres	1 Square Foot	= 0.092903 Square Metres
1 Gallon (U.S.)	= 0.83268 Gallons (Imperial)	1 Square Yard	= 0.636131 Square Metres
		1 Square Metre	= 1.19599 Square Yards
1 Litre	= 0.219967 Gallon (Imperial)	1 Acre	= 0.404686 Hectares
			= 3.025 Bighas
1 Cubic Foot	= 28.3168 Cubic Decimetre	1 Square Mile	= 4.840 SquareYards
	= 0.028 Cubic Metres.		= 2.58999 Square Kilometres
1 Cubic Metre	= 1.30795 Cubic Yards	1 Square Kilometre	= 640 Acres
	= 0.76455 Cubic Metres.		= 100 Hectares
1 Cubic Yard		1 Hectres	= 247 Acres
			= 0.386101 Square Metres
		1 Bighas	= 10000 Square Metres
			= 7.46993 Bighas
			= 2.47105 Acres
			= 0.13387 Hectares
			= 0.33058 Acres.

(B).DISTANCE FROM WILLIAMNAGAR TO DIFFERENT PLACES

**THE DISTANCE FROM THE HEAD QUARTER WILLIAMNAGAR TO DIFFERENT PLACES
UNDER WILLIAMNAGAR DIVISION, EAST GARO HILLS (LATEST)**

Sl. No	NAME OF PLACES	No. of K.M.	Remarks
1	2	3	4
I.	WILLIAMNAGAR TO GABIL DANINGKA VIA SONGSAK		
1	Williamnagar to Rongreng Baija	05	
2	Williamnagar to Songsak	30	
3	Williamnagar to Naringgre	45	
4	Williamnagar to Darugre	51	
5	Williamnagar to Rongjeng	55	
6	Williamnagar to Rongmil	67	
7	Williamnagar to Gabil Daningka	70	
8	Williamnagar to Nongchram via Songsak	64	
9	Williamnagar to Mangsang via Songsak	75	
II	WILLIAMNAGAR TO GABIL DANINGKA VIA NENKHA		
1	Williamnagar to Nengkha	14	
2	Williamnagar to Do·bu	22	
3	Williamnagar to Darugre	34	
4	Williamnagar to Rongjeng	38	
5	Williamnagar to Rongmil	50	
6	Williamnagar to Gabil Daningka	53	
7	Williamnagar to Nongchram via Nengkra	47	
8	Williamnagar to Mangsang via Nengkra	68	
III	WILLIAMNAGAR TO RANGMALGRE UPTO 42ND K.M.		
1	Williamnagar to Shishobibra	10	
2	Williamnagar to Samanda	16	
3	Williamnagar to Bansamgre	24	
4	Williamnagar to Rongsak	26	
5	Williamnagar to Rangmalgre 42 nd K.M.	33	
6	Williamnagar to Nongalbibra via Nengkra	22	

SOURCES: Executive Engineer,
P. W. D., (Roads),
Williamnagar Division,
East Garo Hills, Williamnagar

THE DISTANCE FROM THE HEAD QUARTER WILLIAMNAGAR TO DIFFERENT PLACES

Sl. No	NAME OF PLACES	No. of K.M.	Remarks
1	2	3	4
WILLIAMNAGAR TO SHILLONG VIA SONGSAK-RONGJENG-DUDHNAI & GUWAHATI			
1	Williamnagar to Rongreng Baija	5	
2	Williamnagar to Songsak	30	
3	Williamnagar to Naringgre	45	
4	Williamnagar to Darugre	51	
5	Williamnagar to Rongjeng	55	
6	Williamnagar to Rongmil	67	(Wakok)
7	Williamnagar to Gabil Daningka	70	
8	Williamnagar to Wage A·si	81	
9	Williamnagar to Depa	88	
10	Williamnagar to Dainadubi	93	
11	Williamnagar to Damra	95	
12	Williamnagar to Dudhnai	101	
13	Williamnagar to Amjonga	108	
14	Williamnagar to Daranggre	112	
15	Williamnagar to Rongjuli	116	
16	Williamnagar to Dhupdhara	127	
17	Williamnagar to Boko	146	
18	Williamnagar to Chaygaon	164	
19	Williamnagar to Rampur	173	
20	Williamnagar to Vijoynagar	176	
21	Williamnagar to Mirza	179	
22	Williamnagar to Jalukbari	194	
23	Williamnagar to Guwahati Town	209	
24	Williamnagar to Jorabath	237	
25	Williamnagar to Byrnihat	243	
26	Williamnagar to Umshing	253	
27	Williamnagar to Nongpho	259	(Umshaw/Umrai)
28	Williamnagar to Umsalem	277	
29	Williamnagar to Barapani	280	
30	Williamnagar to Shillong Town	312	

**SOURCES: Executive Engineer, P. W. D., (Roads), Williamnagar Division,
THE DISTANCE FROM THE HEAD QUARTER WILLIAMNAGAR TO DIFFERENT PLACES**

Sl. No	NAME OF PLACES	No. of K.M.	Remarks
1	2	3	4
WILLIAMNAGAR TO SHILLONG VIA SONGSAK-RONGJENG-MAWSHYNRUT & NONGSTOIN			
1	Williamnagar to Rongjeng	55	(Mawshynrut)
2	Williamnagar to Nongchram	64	
3	Williamnagar to Shallang	78	
4	Williamnagar to Nongdaju	88	
5	Williamnagar to Riangdo	117	
6	Williamnagar to Sinduli	139	
7	Williamnagar to Nongstoin	161	
8	Williamnagar to Markasa	182	
9	Williamnagar to Kynshi	194	
10	Williamnagar to Mairang	210	
11	Williamnagar to Mawngap	234	
12	Williamnagar to Shillong Town	246	
WILLIAMNAGAR TO SHILLONG VIA NENKHA-RONGJENG-DUHNAI & GUWAHATI			
1	Williamnagar to Nengkhra	14	
2	Williamnagar to Do·bu	22	
3	Williamnagar to Darugre	34	
4	Williamnagar to Rongjeng	38	
5	Williamnagar to Rongmil	50	
6	Williamnagar to Gabil Daningka	53	
7	Williamnagar to Wage A·si	64	
8	Williamnagar to Depa	71	
9	Williamnagar to Dainadubi	76	
10	Williamnagar to Damra	78	
11	Williamnagar to Dudhnai	84	
12	Williamnagar to Amjonga	91	
13	Williamnagar to Daranggre	95	
14	Williamnagar to Rongjuli	99	
15	Williamnagar to Dhupdhara	110	
16	Williamnagar to Boko	129	
17	Williamnagar to Chaygaon	137	
18	Williamnagar to Rampur	146	
19	Williamnagar to Vijoynagar	149	
20	Williamnagar to Mirza	152	
21	Williamnagar to Guwahati Town	182	
22	Williamnagar to Jorabath	210	
23	Williamnagar to Byrnihat	216	
24	Williamnagar to Umshing	226	
25	Williamnagar to Nongpho	232	
26	Williamnagar to Umsalem	250	
27	Williamnagar to Barapani	253	
28	Williamnagar to Shillong Town	285	
WILLIAMNAGAR TO SHILLONG VIA NENKHA-RONGJENG-NONGCHRAM &			

NONGSTOIN			
1	Williamnagar to Nengkhra	14	
2	Williamnagar to Do·bu	22	
3	Williamnagar to Darugre	34	
4	Williamnagar to Rongjeng	38	
5	Williamnagar to Nongchram	47	
6	Williamnagar to Shallang	62	
7	Williamnagar to Nongdaju	71	
8	Williamnagar to Riango	100	
9	Williamnagar to Sinduli	122	
10	Williamnagar to Nongstoin	144	
11	Williamnagar to Markasa	165	
12	Williamnagar to Kynshi	177	
13	Williamnagar to Mairang	193	
14	Williamnagar to Mawngap	217	
15	Williamnagar to Shillong Town	229	

THE DISTANCE FROM THE HEAD QUARTER WILLIAMNAGAR TO DIFFERENT PLACES

Sl. No	NAME OF PLACES	No. of K.M.	Remarks
1	2	3	4
WILLIAMNAGAR TO SHILLONG VIA MENDI-DAMRA-DUDHNAI & GUWAHATI			
1	Williamnagar to Songsak	30	
2	Williamnagar to Dagal A·pal	45	
3	Williamnagar to Thapa	60	
4	Williamnagar to Gajingpara	68	
5	Williamnagar to Mendipathar	70	
6	Williamnagar to Damas	85	
7	Williamnagar to Damra	86	
8	Williamnagar to Dudhnai	93	
9	Williamnagar to Amjonga	100	
10	Williamnagar to Daranggre	104	
11	Williamnagar to Rongjuli	108	
12	Williamnagar to Dhupdhara	119	
13	Williamnagar to Boko	138	
14	Williamnagar to Chaygaon	156	
15	Williamnagar to Rampur	165	
16	Williamnagar to Vijoynagar	168	
17	Williamnagar to Mirza	171	
18	Williamnagar to Jalukbari	186	
19	Williamnagar to Guwahati Town	202	
20	Williamnagar to Jorabath	230	
21	Williamnagar to Byrnihat	236	
22	Williamnagar to Umshing	246	
23	Williamnagar to Nongpho	252	
24	Williamnagar to Umsalem	270	
25	Williamnagar to Barapani	273	(Umshaw/Umrai)
26	Williamnagar to Shillong Town	305	
WILLIAMNAGAR TO TURA			

1	Williamnagar to Rongreng Baija	5	(Oragitok)
2	Williamnagar to Shishobibra	10	
3	Williamnagar to Samanda	16	
4	Williamnagar to Bansamgre	24	
5	Williamnagar to Rongsak	26	
6	Williamnagar to Rangmalgre	28	
7	Williamnagar to Chinabath	31	
8	Williamnagar to Rombhagre	51	
9	Williamnagar to Selbalgre	54	
10	Williamnagar to Asananggre	58	
11	Williamnagar to Rongram	59	
12	Williamnagar to Goeragre	60	
13	Williamnagar to Tura Town	76	
WILLIAMNAGAR TO BAGHMARA			
1	Williamnagar to Nenghkra	14	
2	Williamnagar to Nongalbibra	22	
3	Williamnagar to Siju	53	
4	Williamnagar to Karukol	55	
5	Williamnagar to Baghmara	86	
WILLIAMNAGAR TO RAJASIMILA VIA MENDI			
1	Williamnagar to Songsak	30	
2	Williamnagar to Dagal A-pal	45	
3	Williamnagar to Thapa	60	
4	Williamnagar to Gajingpara	68	
5	Williamnagar to Mendiphatar	70	
6	Williamnagar to Damas	85	
7	Williamnagar to Damra	86	
8	Williamnagar to Dudhnai	93	
9	Williamnagar to Amjonga	100	
10	Williamnagar to Daranggre	104	
11	Williamnagar to Kharkutta	110	
12	Williamnagar to Rajasimila	113	

THE DISTANCE FROM THE HEAD QUARTER WILLIAMNAGAR TO DIFFERENT PLACES

Sl. No	NAME OF PLACES	No. of K.M.	Remarks
1	2	3	4
WILLIAMNAGAR TO TIKRIKILLA VIA RESU-BAJENGDoba			
1	Williamnagar to Gajingpara	68	
2	Williamnagar to Resubelpara	74	
3	Williamnagar to Bajengdoba	87	
4	Williamnagar to Bolsong	108	
5	Williamnagar to Rongshai	113	
6	Williamnagar to Tikrikilla	117	
WILLIAMNAGAR TO RONGSHAI VIA RESU			
1	Williamnagar to Gajingpara	68	
2	Williamnagar to Resubelpara	74	
3	Williamnagar to Bajengdoba	87	
4	Williamnagar to Bolsong	108	
5	Williamnagar to Rongshai	113	
WILLIAMNAGAR TO RAJASIMILA VIA SONGSAK-RONGJENG & MENDIMA			
1	Williamnagar to Wage A·si	81	
2	Williamnagar to Gairong	84	
3	Williamnagar to Chilpara	99	
4	Williamnagar to Mendima	102	
5	Williamnagar to Bagabatta	104	
6	Williamnagar to Kharkutta	107	
7	Williamnagar to Rajasimila	111	
WILLIAMNAGAR TO RAJASIMILA VIA NENGHKRA-RONGJENG-WAGE A·SI & MENDIMA			
1	Williamnagar to Wage A·si	64	
2	Williamnagar to Gairong	67	
3	Williamnagar to Chilpara	82	
4	Williamnagar to Mendima	85	
5	Williamnagar to Bagabatta	87	
6	Williamnagar to Kharkutta	90	
7	Williamnagar to Rajasimila	94	
WILLIAMNAGAR TO A·DOKGRE VIA MENDIPHATAR			
1	Williamnagar to Dhupdhara	119	
2	Williamnagar to A·dokgre	131	
WILLIAMNAGAR TO A·DOKGRE VIA SONGSAK-RONGJENG			
1	Williamnagar to Dhupdhara	127	
2	Williamnagar to A·dokgre	139	
WILLIAMNAGAR TO A·DOKGRE VIA NENGHKRA			

1	Williamnagar to Dhupdhara	110	
2	Williamnagar to A·dokgre	122	
WILLIAMNAGAR TO MANGSANG VIA NENGHKRA			
1	Williamnagar to Rongjeng	38	
2	Williamnagar to Mangsang	58	
WILLIAMNAGAR TO MANGSANG VIA SONGSAK			
1	Williamnagar to Rongjeng	55	
2	Williamnagar to Mangsang	75	

SOURCES: Executive Engineer,
P. W. D., (Roads),
Williamnagar Division,
East Garo Hills, Williamnagar

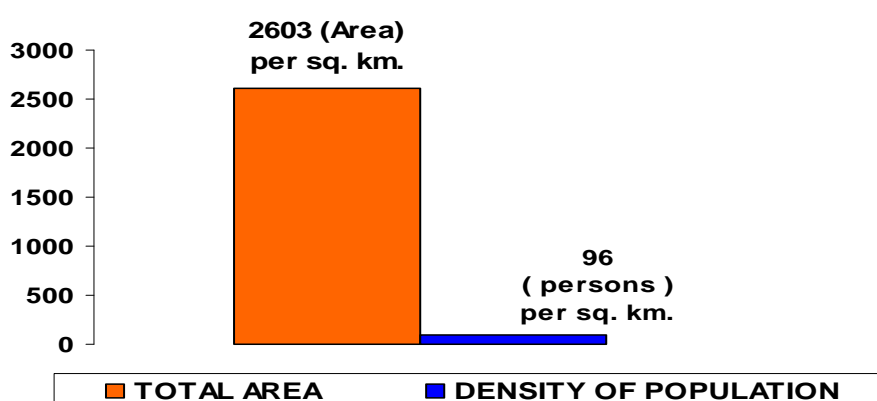
(C).IMPORTANT MARKETS IN EAST GARO HILLS

Sl. No.	Name of Market/Hat	Market Day/Hat Day	Distance from Williamnagar (In Km.)	Remarks
				Daily/Weekly
1	2	3	5	6
1	Asil Hat	Thursday	41	Weekly
2	Bajengdoba Hat	Wednesday	87	Weekly
3	Baghabata Hat	Monday	112	Weekly
4	Bolsrong Hat	Sunday	108	Weekly
5	Chinabat Hat	Wednesday	43	Weekly
6	Chiading Hat	Sunday	35	Weekly
7	Chilpara Hat	Tuesday	99	Weekly
8	Dingok Hat	Saturday	94	Weekly
9	Dhainadubi Hat	Monday	91	Weekly
10	Damas Hat	Wednesday	87	Weekly
11	Dagal Apal Hat	Saturday	46	Weekly
12	Doburinggittim Hat	Thursday	21	Weekly
13	Dokongsi Hat	Thursday	N.A.	Weekly
14	Dearek Hat	Wednesday	N.A.	Weekly
15	Gabil Hat	Wednesday	124	Weekly
16	Gairong Hat	Wednesday	88	Weekly
17	Gokolgre Hat	Friday	109	Weekly
18	Jadigittim Hat	Wednesday	N.A.	Weekly
19	Kharkutta Hat	Saturday	120	Weekly
20	Mangsang Bamil Hat	Wednesday	74	Weekly
21	Morongga (Ronga Agal) Hat	Thursday	81	Weekly
22	Nongalbibra Hat	Saturday	22	Weekly
23	Nogolpara Hat	Monday	N.A.	Weekly
24	Nangapa Hat	Monday	43	Weekly

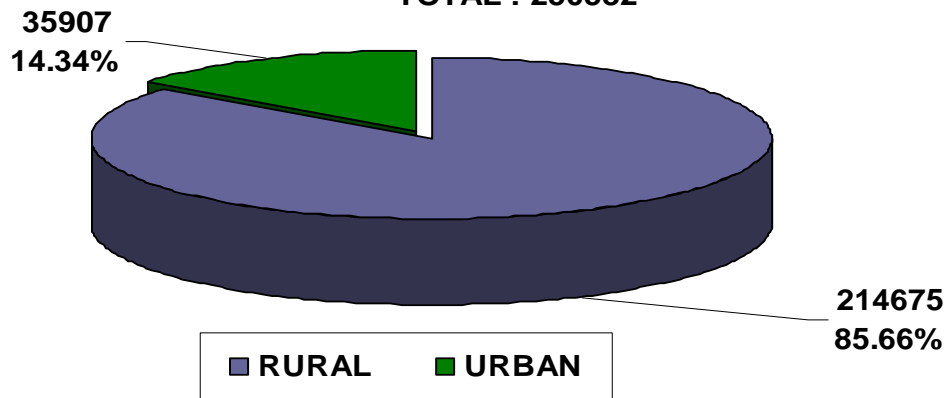
25	Nengsa Hat	Sunday	98	Weekly
26	Nehru Hat	Sunday	N.A.	Weekly
27	Nengkra Hat	--	N.A.	Weekly
28	Pallak Hat	Wednesday	N.A.	Weekly
29	Rongsakgre Hat	Tuesday	26	Weekly
30	Rabugong Hat	Friday	N.A.	Weekly
31	Rongjeng Hat	Daily	55	Daily
32	Rongmil Hat	Friday	68	Weekly
33	Rongri Hat	Monday	39	Weekly
34	Rongrong Hat	Thursday	88	Weekly
35	Rongsang Agal Hat	Thursday	--	Weekly
36	Rongap Hat	Friday	16	Weekly
37	Rari Hat	Thursday	144	Weekly
38	Songsak Agitok Hat	Wednesday	30	Weekly
39	Samanda Hat	Monday	17	Weekly
40	Sakware-Adokgre Hat	Sunday	139	Weekly
41	Sepikol Hat	Thursday	54	Weekly
42	Seren Memorial Hat	Sunday	N.A.	Weekly
43	Thengchi Hat	Monday	N.A.	Weekly
44	Thapa Hat	Thursday	56	Weekly
45	Wage Asi Hat	Friday	81	Weekly

I. AREA AND POPULATION
OF EAST GARO HILLS DISTRICT

**DENSITY OF POPULATION TO TOTAL
AREA OF EAST GARO HILLS DISTRICT
(per sq. km.), 2001**



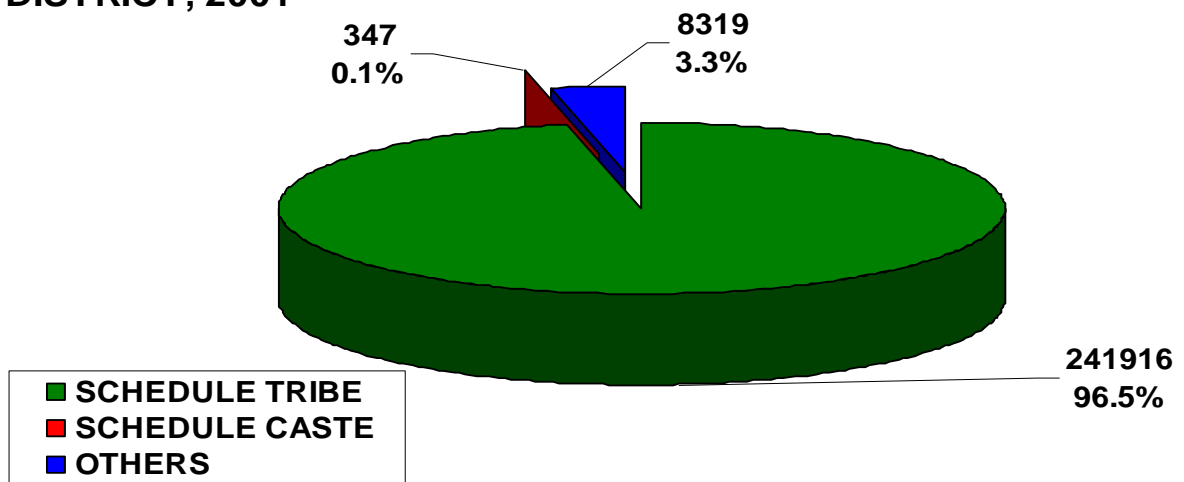
**URBAN & RURAL
(POPULATION OF EAST GARO HILLS, 2001)
TOTAL : 250582**



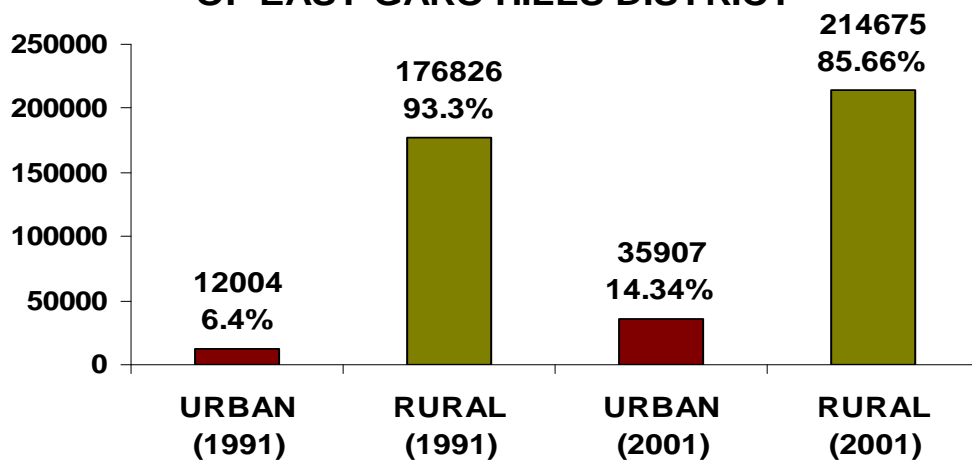
**MALE & FEMALE
(POPULATION OF EAST GARO HILLS DISTRICT)
TOTAL:250582**



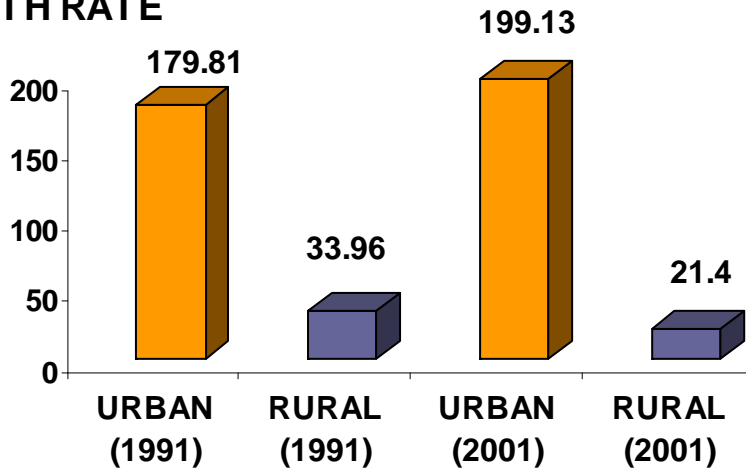
**SCHEDULE TRIBE, SCHEDULE CASTE & OTHERS
POPULATION OF EAST GARO HILLS DISTRICT, 2001**



COMPARISON OF DECADAL POPULATION OF EAST GARO HILLS DISTRICT



COMPARISON OF DECADAL POPULATION GROWTH RATE



BLOCK-WISE POPULATION, 2001
TOTAL POPULATION : 250582

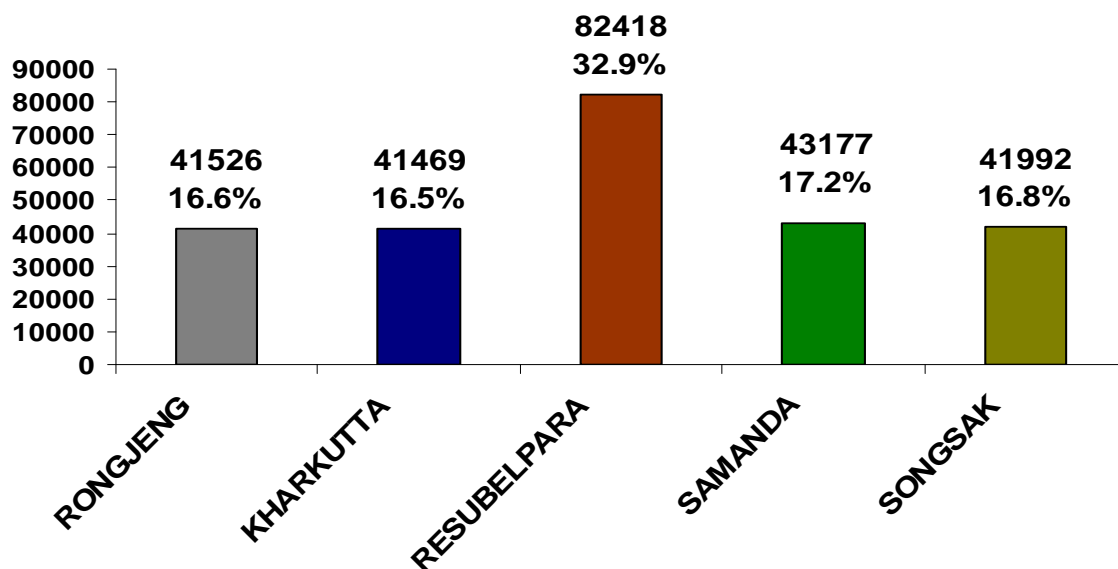


TABLE: 01.01
AREA, POPULATION, DENSITY AND SEX RATIO

<i>Sl. No.</i>	<i>PARTICULARS</i>	<i>UNITS</i>	<i>2001</i>
<i>1</i>	<i>2</i>	<i>3</i>	<i>4</i>
1.	AREA	Sq. Km.	2603
2.	POPULATION	Nos.	
	A). RURAL		2,14,675
	URBAN		35,907
	TOTAL		2,50,582
	B). MALE		1,27,474
	FEMALE		1,23,108
	TOTAL	2,50,582	
3.	DENSITY OF POPULATION	Per Sq. Km.	96
4.	SEX RATIO	Female per 000 males	
	RURAL		968
	URBAN		953
	TOTAL		966

SOURCES:- CENSUS OF INDIA, 2001.

**TABLE: 01.02
DECADAL POPULATION GROWTH & GROWTH RATE**

<i>Sl. No.</i>	<i>PARTICULARS</i>	<i>1991</i>	<i>2001</i>
<i>1</i>	<i>2.</i>	<i>3.</i>	<i>4</i>
1.	POPULATION		
	TOTAL	1,88,830	2,50,582
	RURAL	1,76,826	2,14,675
	URBAN	12,004	35,907
2.	GROWTH RATE		
	TOTAL	38.29	(+) 32.70
	RURAL	33.69	(+) 21.40
	URBAN	179.81	(+) 199.13

SOURCES:- CENSUS OF INDIA, 2001.

**TABLE: 01.03
COMMUNITY AND RURAL DEVELOPMENT BLOCK/TOWN POPULATION, 2001**

<i>C & R D BLOCK/TOWN</i>	<i>POPULATION</i>	<i>MALE</i>	<i>FEMALE</i>
<i>1</i>	<i>2</i>	<i>3</i>	<i>4</i>
Resubelpara Block	64,758	32,869	31,889
Dambo-Rongjeng Block	41,526	21,327	20,199
Songsak Block	41,992	21,327	20,630
Samanda Block	24,930	12,362	12,266
Kharkutta Block	41,469	20,868	20,601
TOTAL:-	2,14,675	1,09,090	1,05,585
Williamnagar Town	18,247	9,437	8,810
Resubelpara Town	17,660	8,947	8,713
TOTAL:-	35,907	18,384	17,523
GRAN TOTAL:-	2,50,582	1,27,474	1,23,108

SOURCES:- CENSUS, 2001

**TABLE: 01.04
NUMBER OF VILLAGES, TOWN, HOUSEHOLD IN EACH C & R D BLOCK-2001**

<i>Name of C & R D Block/Town</i>	<i>Inhabited</i>	<i>Un-inhabited</i>	<i>Town</i>	<i>Households</i>
<i>1</i>	<i>2</i>	<i>3</i>	<i>4</i>	<i>5</i>
Resubelpara Block	222	-	1	11,678
Dambo-Rongjeng Block	162	-	0	7,383
Songsak Block	196	-	0	7,950
Samanda Block	137	-	1	4,477
Kharkutta Block	147	-	0	7,312
TOTAL:-	864	-	2	38,800
Williamnagar Town	10 (Wards)	-	1	3,279
Resubelpara Town	13 (Wards)	-	1	2,983
TOTAL:-	23 (Wards)	-	2	6,262
GRAN TOTAL:-	887	-	2	45,062

SOURCES:- CENSUS, 2001

TABLE: 01.05
BLOCK-WISE/TOWN-WISE POPULATION OF SCHEDULED TRIBES/SCHEDULED CASTES
AND OTHERS, 2001

C & R D BLOCK/TOWN	POPULATION			
	ST	SC	Others	Total
1	2	3	4	5
Resubelpara Block	63,966	13	779	64,758
Dambo-Rongjeng Block	39,826	4	1696	41,526
Songsak Block	41,466	0	526	41,992
Samanda Block	24,690	5	235	24,930
Kharkutta Block	41,094	5	370	41,469
TOTAL:-	2,11,042	27	3606	2,14,675
Williamnagar Town	14,892	213	3142	18,247
Resubelpara Town	15,982	107	1571	17,660
TOTAL:-	30,874	320	4713	35,907
GRAN TOTAL:-	2,41,916	347	8319	250,582

SOURCES:- CENSUS, 2001

TABLE: 01.06
PERCENTAGE OF URBAN, RURAL POPULATION TO TOTAL POPULATION, EAST GARO
HILLS, 2001 CENSUS

TOTAL	URBAN	RURAL
100.00	14.34	85.66

TABLE: 01.07
LITERACY RATE

PERSONS	MALE	FEMALE
60.62	66.15	54.89

TABLE: 01.08
PERCENTAGE OF GENERAL, SCHEDULED CASTE & SCHEDULED TRIBE POPULATION TO
TOTAL POPULATION.

TOTAL	GENERAL	SCHEDULED CASTE	SCHEDULED TRIBE
100.0	3.3	0.1	96.5

SOURCES:- CENSUS, 2001

TABLE: 01.09

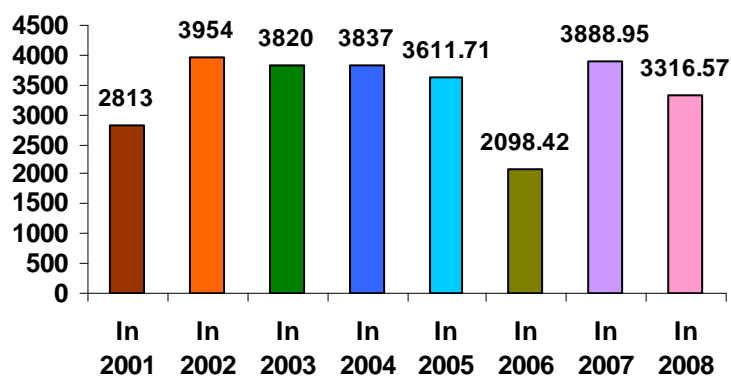
AREA & POPULATION DENSITY OF C & R D BLOCK IN THE DISTRICT, 2001

Name of C & R D Block	Area in Sq. Km.			Density		
	Total	Rural	Urban	Total	Rural	Urban
<i>1</i>	<i>2</i>	<i>3</i>	<i>4</i>	<i>5</i>	<i>6</i>	<i>7</i>
Resubelpara Block	453.00	445.38	7.62	182	145	2318
Dambo-Rongjeng Block	465.00	465.00	-	89	89	-
Songsak Block	703.00	703.00	-	60	60	-
Samanda Block	547.00	537.28	9.72	79	46	1877
Kharkutta Block	435.00	435.00	-	95	95	-
TOTAL:-	2,603.00	2585.66	17.34	96	83	2071

SOURCES:- CENSUS, 2001

II. CLIMATE

TOTAL RAINFALL (in mm) AT WILLIAMNAGAR CENTRES DURING 2001-2008

RAINFALL
TABLE: 02.01

TOTAL RAINFALL (in mm) AT WILLIAMNAGAR CENTRES DURING 2001-2008

NAME OF CENTRE		REFERENCE YEAR							
		2001	2002	2003	2004	2005	2006	2007	2008
<i>1</i>		<i>2</i>	<i>3</i>	<i>4</i>	<i>5</i>	<i>6</i>	<i>7</i>	<i>8</i>	<i>9</i>
1	Williamnagar	2813	3954	3820	3837	3611.71	2098.42	3888.95	3316.57
2	Any Other	-	-	-	-	-	-	-	-

SOURCES:- District Agriculture Officer,
East Garo Hills, Williamnagar.

III. EDUCATION**TABLE: 03.01****NUMBER OF EDUCATIONAL INSTITUTION IN EAST GARO HILLS**

<i>Sl. No</i>	<i>INSTITUTION</i>	<i>2002-03</i>	<i>2003-04</i>	<i>2004-05</i>	<i>2005-06</i>	<i>2006-07</i>	<i>2007-08</i>	<i>2008-09</i>
<i>1</i>	<i>2</i>	<i>3</i>	<i>4</i>	<i>5</i>	<i>6</i>	<i>7</i>	<i>8</i>	<i>9</i>
1.	Higher Secondary/Secondary School	63	70	77	77	77	79	80
2.	College	3	3	3	3	3	3	3
TOTAL:-		66	73	80	80	80	82	83

TABLE: 03.02**ENROLMENT OF EDUCATIONAL INSTITUTION IN EAST GARO HILLS**

<i>Sl no</i>	<i>INSTI-TUTION</i>	<i>2005-06</i>			<i>2006-07</i>			<i>2007-08</i>			<i>2008-09</i>		
		<i>Boys</i>	<i>Girls</i>	<i>Total</i>	<i>Boys</i>	<i>Girls</i>	<i>Total</i>	<i>Boys</i>	<i>Girls</i>	<i>Total</i>	<i>Boys</i>	<i>Girls</i>	<i>Total</i>
<i>1</i>	<i>2</i>	<i>3</i>	<i>4</i>	<i>5</i>	<i>6</i>	<i>7</i>	<i>8</i>	<i>9</i>	<i>10</i>	<i>11</i>	<i>12</i>	<i>13</i>	<i>14</i>
1.	Higher Secondary/ Secondary School	6894	6689	13583	7664	7610	15274	7437	7321	14858	8428	7094	15522

TABLE: 03.03**NUMBER OF TEACHERS IN THE EDUCATIONAL INSTITUTION IN EAST GARO HILLS**

<i>Sl. No</i>	<i>INSTITUTION</i>	<i>2004-05</i>	<i>2005-06</i>	<i>2006-07</i>	<i>2007-08</i>	<i>2008-09</i>
<i>1</i>	<i>2</i>	<i>5</i>	<i>6</i>	<i>5</i>	<i>6</i>	
1.	Higher Secondary/Secondary School	782	718	720	724	738

SOURCES:- Inspector of Schools,
East Garo Hills, Williamnagar

TABLE: 03.04

NUMBER OF EDUCATIONAL INSTITUTION UNDER EAST GARO HILLS DISTRICT

Sl. No	NAME OF THE BLOCK	2008-2009								
		PRIMARY					UPPER PRIMARY			
		NO. OF SCHOOL	Class-wise Enrolment				NO. OF SCHOOL	Class-wise Enrolment		
			I	II	III	IV		V	VI	VII
1	2	3	4	5	6	7	8	9	10	11
1	KHARKUTTA	185	2258	1738	1335	967	56	1505	1066	977
2	RONGJENG	156	1931	1642	1244	964	53	1079	832	748
3	SONGSAK	255	2531	1896	1433	1158	58	871	749	556
4	SAMANDA	187	7678	6020	4765	3844	67	1576	1303	1101
5	RESUBELPARA	355	4559	3386	2897	2435	100	2697	2292	2023
TOTAL:-		1138	18957	14682	11674	9368	334	7728	6242	4735

TABLE: 03.05

NUMBER OF TEACHERS IN THE EDUCATIONAL INSTITUTION IN EAST GARO HILLS

Sl. No	NAME OF THE BLOCK	2008-2009	
		PRIMARY	UPPER PRIMARY
1	2	3	4
1	KHARKUTTA	436	303
2	RONGJENG	405	304
3	SONGSAK	571	308
4	SAMANDA	591	420
5	RESUBELPARA	988	681
TOTAL:-		2991	2016

Sources:- Deputy Inspector of School,
East Garo Hills, Williamnagar
&
Deputy Inspector of School,
Resubelpara Sub-Division.

TABLE: 03.6

DATE OF ESTABLISHMENT OF INSTITUTION: 9TH MARCH/1987ENROLMENT IN DIFFERENT CLASSES (JAWAHAR NAVODAYA VIDYALAYA,
WILLIAMNAGAR)

YEAR	TRIBE S/CAST E	CLASS/STANDARD								
		VI	VII	VIII	IX	X	XI (Arts)	XI (Science)	XII (Arts)	XII (Science)
1	2	3	4	5	6	7	8	9	10	11
2004-2005	ST	28	39	41	21	20	13	16	15	20
	SC	..	01	..	04	01	04
	OBC	05	02	..	06	02	05
	GEN	06	03	02	04	01	05	01	04	..
	TOTAL	39	45	43	35	24	27	17	19	20
2005-2006	ST	27	28	39	34	29	13	17	12	15
	SC	02	..	01	01	01	..	02	03	01
	OBC	02	05	02	03	01	03	05	05	..
	GEN	06	06	03	06	05	05	04	04	01
	TOTAL	37	39	45	44	36	21	28	24	17
2006-2007	ST	30	30	28	39	43	15	10	20	8
	SC	-	1	-	1	-	-	-	2	-
	OBC	-	-	-	-	-	-	-	-	-
	GEN	11	8	11	5	2	3	3	9	7
	TOTAL	41	39	39	45	45	18	13	31	15
2007-2008	ST	30	25	29	18	34	24	9	13	10
	SC	-	-	-	-	1	-	-	-	-
	OBC	-	-	-	-	-	-	-	-	-
	GEN	-	10	9	11	5	2	1	-	5
	TOTAL	30	35	38	29	40	26	10	13	15
2008-09	ST	14	28	23	32	17	17	10	23	9
	SC	1	-	-	1	-	1	-	-	-
	OBC	-	-	-	-	-	-	-	-	-
	GEN	2	-	8	4	9	-	8	2	1
	TOTAL	17	28	31	37	26	18	18	25	10

SOURCES: Principal,
Jawahar Novodaya Vidyalaya,
Williamnagar.

IV. POLICE

TABLE: 04.01
Number of Police Stations/Out Post etc., in East Garo Hills District
Date of Establishment of Office: 01-06-1977

<i>Sl. No.</i>	<i>PARTICULARS</i>	<i>2004-05</i>	<i>2005-06</i>	<i>2006-07</i>	<i>2007-08</i>	<i>2008-09</i>
<i>1</i>	<i>2</i>	<i>3</i>	<i>4</i>	<i>5</i>	<i>6</i>	<i>7</i>
1	POLICE STATION	3	3	3	3	4
2	OUT POST	5	5	5	5	5
3	PATROLLING POST	-	-	-	-	-
4	POLICE CHECK POST	1	1	1	1	1
5	WATCH POST	-	-	-	-	-
6	INFILTRATION CHECK POST	-	-	-	2	2
7	INVESTIGATION CENTRE	-	-	-	-	-
8	Anti Dacoity Camp	-	-	-	1	1
	TOTAL	9	9	9	12	12

SOURCES:- Superintendent Of Police
East Garo Hills, Williamnagar

TABLE: 04.02
NUMBER OF INCIDENT CRIME

<i>Sl. No.</i>	<i>HEADS OF CRIME</i>	<i>2004-05</i>	<i>2005-06</i>	<i>2006-07 & 2007-08</i>	<i>2008-09</i>
<i>1</i>	<i>2</i>	<i>3</i>	<i>4</i>	<i>5</i>	<i>6</i>
1	MURDER	10	6	NA	10
2	RAPE	2	2	NA	02
3	KIDNAPPING & ABDUCTION	5	5	NA	10
4	DACOITY	12	9	NA	10
5	ROBBERY	6	4	NA	04
6	BURGLARY	12	3	NA	12
7	THEFT	32	6	NA	33
8	RIOTS	9	-	NA	01
9	CRIMINAL BREACH OF TRUST	1	-	NA	-
10	COUNTERFEITING	-	-	NA	01
11	CHEATING	4	1	NA	01
12	MISCELLANEOUS				
	a) Other IPC Crime not included above.	68	31	NA	40
	b) Local or Special laws	5	2	NA	-
13	OTHERS (Please Specify)				
	a) Arms Act	-	-	NA	08
	b) M.V. Act	-	-	NA	04
	c) E/S Act	-	-	NA	03
	d) NDPS Act	-	-	NA	01
	TOTAL	166	69	NA	140

SOURCES:- Superintendent Of Police
East Garo Hills, Williamnagar

V. SOCIAL WELFARE**TABLE: 05.01****NUMBER OF VOLUNTARY ORGANIZATION, HANDICAPPED PERSONS AND OLD RECEIVING GRANT-IN-AID****Date of Establishment: - 1st January, 1979**

Sl No.	PARTICULARS	2006-07	2007-08	2008-09	REMARKS
1	No. of persons with disability identified	1208	305	329	Total: 1842
2	No. of disability certificate issued	115	-	487	Total:- 602
3	No. of I/D Card issued	9	15	30	Total:- 54
4	Vocational Training Centre	1	1	1	
5	Financial assistance to vocational trainees	3	5	5	
6	World Disabled Day Celebration	1	1	1	
7	Scholarships	15	22	22	
8	Book/Uniform grant and conveyance allowances	6	14	19	
9	Un-employment allowances	Nil	Nil	Nil	
10	Meritorious Scholarship	Nil	Nil	Nil	
GRANT-IN-AID TO VOL. ORGANISATION					
1.	Services to children in need of care and protection	4	4	4	
2	Child Welfare	8	12	13	
3	Women Welfare	2	2	2	
4	Drug Awareness Programme	2	Nil	1	
WELFARE OF AGED, INFIRM & DESTITUTE					
1	Token Medical grant to the aged	15	15	15	
SUPPLEMENTARY NUTRITION PROGRAMME					
1	SNP Feeding Centre Urban Area	8 Nos. pf Centre 1840 beneficiaries	8 Nos. pf Centre 1840 beneficiaries	8 Nos. pf Centre 1840 beneficiaries	

SOURCES: District Social Welfare Officer,
East Garo Hills, Williamnagar.

VI. AGRICULTURE

TOTAL FOOD GRAINS AREA & PRODUCTION OF EAST GARO HILLS (Area in Hect., Production in M. Tones & Yeild in Kgs/Hect.)

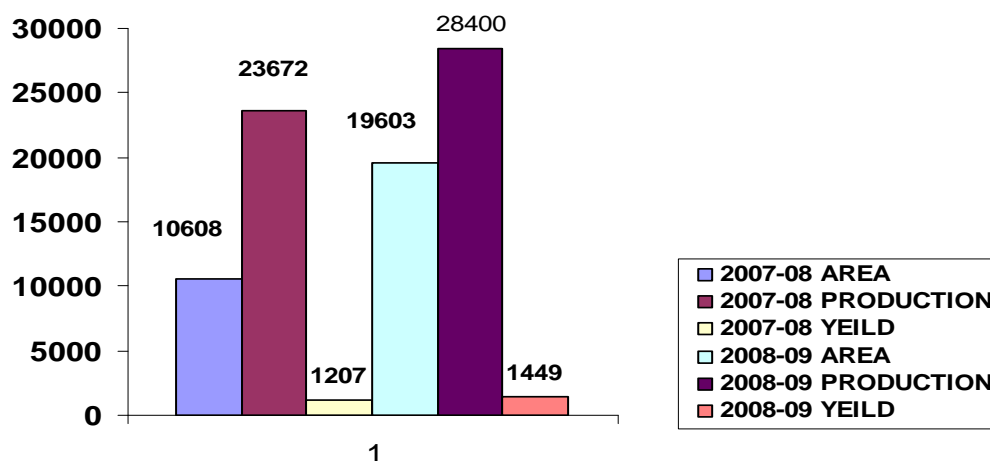


TABLE: 06.01

**TOTAL RICE & FOOD GRAINS IN EAST GARO HILLS DISTRICT
(AREA & PRODUCTION OF IMPORTANT CROPS)**

<i>CROPS</i>	<i>AREA, PROD. & YEILD.</i>	Area in hecets. Production in M.Tones Yeild in Kgs/hect.					
		<i>2003-04</i>	<i>2004-05</i>	<i>2005-06</i>	<i>2006-07</i>	<i>2007-08</i>	<i>2008-09</i>
<i>1</i>	<i>2</i>	<i>3</i>	<i>4</i>	<i>5</i>	<i>6</i>	<i>7</i>	<i>8</i>
TOTAL RICE	AREA	16851	17807	17802	17603	17537	17542
	PRODUCTION	29340	32139	35395	27091	21619	26342
	YEILD	1741	1805	1988	1539	1233	1502
TOTAL FOODGRAINS	AREA	18971	19911	19896	19678	10608	19603
	PRODUCTION	31454	34223	37468	29142	23672	28400
	YEILD	1658	1719	1883	1481	1207	1449

SOURCES:- Directorate of Economics & Statistics,
Meghalaya, Shillong.

VII. CROPS STATISTICS REPORT OF EAST GARO HILLS DISTRICT

TABLE: 07.01
CROPS STATISTICS REPORT ON RABI CROP

NAME OF CROPS UNDER EAST GARO HILLS DISTRICT		<u>AREA IN HECTRES</u>			RE-MARKS
		2006-07	2007-08	2008-09	
1. SPRING RICE	AREA	66	60	83	
	PRODUCTION	87	74	160	
	YIELD Kg/hect.	1318	1233	1928	
2. WHEAT	AREA	54	48	50	
	PRODUCTION	59	53	55	
	YIELD Kg/hect.	1092	1104	1100	
3. SMALL MILLETS A). FINGER MILLET	AREA	216	201	198	
	PRODUCTION	146	136	134	
	YIELD Kg/hect.	676	677	677	
B). FOXTAIL MILLETS	AREA	166	175	174	
	PRODUCTION	175	185	184	
	YIELD Kg/hect.	1054	1057	1057	
C). PEARL MILLETS	AREA	49	54	52	
	PRODUCTION	43	47	45	
	YIELD Kg/hect.	875	870	865	
TOTAL OF SMALL MILLETS	AREA	431	430	424	
	PRODUCTION	364	368	363	
	YIELD Kg/hect.	845	856	856	
4. GRAMS	AREA	239	244	226	
	PRODUCTION	139	142	131	
	YIELD Kg/hect.	582	582	580	
5. OTHER RABI PULSES A). PEA	AREA	105	106	116	
	PRODUCTION	63	64	70	
	YIELD Kg/hect.	600	604	603	
B). COW PEA	AREA	101	104	104	
	PRODUCTION	61	62	62	
	YIELD Kg/hect.	600	596	596	
C). LENTIL	AREA	9	9	9	
	PRODUCTION	5	5	5	
	YIELD Kg/hect.	555	556	556	
TOTAL OF OTHER RABI PULSES	AREA	215	219	229	
	PRODUCTION	129	131	137	
	YIELD Kg/hect.	600	598	598	
6. SESAMUM	AREA	248	244	247	
	PRODUCTION	124	122	124	
	YIELD Kg/hect.	500	500	502	
7. RAPESEED & MUSTARD	AREA	719	711	694	
	PRODUCTION	350	347	489	

	YIELD Kg/hect.	487	488	705	
8. CASTOR	AREA	8	8	8	
	PRODUCTION	4	4	4	
	YIELD Kg/hect.	500	500	500	
9. POTATO (ALL POTATOES)	AREA	144	126	138	
	PRODUCTION	961	977	1070	
	YIELD Kg/hect.	6674	7754	7754	
10. CHILLIES (GREEN)	AREA	333	334	340	
	PRODUCTION	197	198	204	
	YIELD Kg/hect.	591	593	600	
11. TURMERIC	AREA	99	98	118	
	PRODUCTION	546	543	654	
	YIELD Kg/hect.	5515	5541	5542	
12. SUGAR-CANE	AREA	27	32	34	
	PRODUCTION	74	87	93	
	YIELD Kg/hect.	2741	2719	2735	
13. TOBACCO	AREA	230	222	198	
	PRODUCTION	150	145	129	
	YIELD Kg/hect.	652	653	652	
14. ARECANUT (GREEN)	AREA	1035	1051	1107	
	PRODUCTION	1174	1194	1258	
	YIELD Kg/hect.	1134	1136	1136	
15. CITRUS FRUITS A). KHASI MANDAR	AREA	107	112	329	
	PRODUCTION	450	472	369	
	YIELD Kg/hect.	4210	4214	1122	
B). ASSAM LEMON	AREA	64	72	87	
	PRODUCTION	363	409	490	
	YIELD Kg/hect.	5672	5680	5632	
C). POMELOON	AREA	11	16	47	
	PRODUCTION	81	117	344	
	YIELD Kg/hect.	7364	7313	7319	
D). OTHERS	AREA	136	156	15	
	PRODUCTION	536	638	60	
	YIELD Kg/hect.	3941	4090	4000	
TOTAL OF CITRUS FRUITS	AREA	318	356	478	
	PRODUCTION	1430	1636	1263	
	YIELD Kg/hect.	4497	4596	2642	
16. CASHEWNUT (GREEN)	AREA	184	187	189	
	PRODUCTION	182	184	186	
	YIELD Kg/hect.	989	984	984	
17). TEALEAF (GREEN)	AREA	53	55	65	
	PRODUCTION	283	241	285	
	YIELD Kg/hect.	5340	4382	4385	
18). BLACK-PEPPER	AREA	-	-	56	
	PRODUCTION	-	-	14	
	YIELD Kg/hect.	-	-	250	

19. RUBBER	AREA	-	-	706	
	PRODUCTION	-	-	8	
	YIELD Kg/hect.	-	-	11	
20. COFFEE	AREA	-	-	27	
	PRODUCTION	-	-	9	
	YIELD Kg/hect.	-	-	333	

**SOURCES:- Directorate of Economics & Statistics,
Meghalaya, Shillong**

TABLE: 07.02
CROPS STATISTICS REPORT ON KHARIF CROPS

NAME OF CROPS UNDER EAST GARO HILLS DISTRICT		AREA IN HECTRES			RE- MARKS
		2006-07	2007-08	2008-09	
1. RICE A). AUTUMN RICE (AHU)	AREA	10760	10694	10670	
	PRODUCTION	16215	12191	15354	
	YIELD Kg/hect.	1507	1140	1439	
B). WINTER RICE (SALI)	AREA	6777	6783	6789	
	PRODUCTION	10789	9354	10828	
	YIELD Kg/hect.	1592	1379	1595	
2. MAIZE	AREA	1044	1039	1048	
	PRODUCTION	1280	1283	1300	
	YIELD Kg/hect.	1226	1235	1240	
3. TUR (AHAR)	AREA	92	91	84	
	PRODUCTION	80	78	72	
	YIELD Kg/hect.	869	857	857	
4. SOYABEAN (GREEN)	AREA	98	93	103	
	PRODUCTION	95	81	92	
	YIELD Kg/hect.	969	871	893	
5. SWEET POTATO	AREA	267	258	260	
	PRODUCTION	832	802	810	
	YIELD Kg/hect.	3117	3109	3115	
6. COTTON	AREA	2640	2618	2539	
	PRODUCTION	3440	2233	1867	
	YIELD Kg/hect.	221	145	125	
7. JUTE	AREA	217	212	208	
	PRODUCTION	1769	1353	1023	
	YIELD Kg/hect.	1467	1149	885	
8. MESTA	AREA	140	135	70	
	PRODUCTION	642	630	320	
	YIELD Kg/hect.	826	840	823	
9. GINGER	AREA	4736	4564	4556	
	PRODUCTION	25499	22053	22015	
	YIELD Kg/hect.	5384	4832	4832	

10. TAPIOCA	AREA	1465	1642	1633	
	PRODUCTION	7487	8374	8328	
	YIELD Kg/hect.	5100	5100	5100	
11. BANANA	AREA	1570	1571	1575	
	PRODUCTION	18314	18280	18412	
	YIELD Kg/hect.	11665	11636	11690	
12. PAPAYA	AREA	149	147	143	
	PRODUCTION	1323	1294	1258	
	YIELD Kg/hect.	8879	8803	8797	
13. PINEAPPLE	AREA	980	978	1186	
	PRODUCTION	15201	15161	20375	
	YIELD Kg/hect.	15511	15502	17180	

**SOURCES:- Directorate of Economics & Statistics,
Meghalaya, Shillong**

VIII IRRIGATION

TABLE: 08.01

IRRIGATION STATISTICS (AREA IN HECTARES)

CATEGORY	2007-08 (approved)			2008-09		
	Govt.	Private	TOTAL	Govt.	Private	TOTAL
NET IRRIGATED AREA	3412	3598	7010	3644	5917	9561
GROSS IRRIGATED AREA	3867	6030.3	9897.3	4142	6583	10725

**SOURCES:- Directorate of Economics & Statistics,
Meghalaya, Shillong**

TABLE: 08.02
DIFFERENT TYPES OF MINOR IRRIGATION SCHEME

SI No	SCHEME		2006-07		2007-08		2008-09	
			Govt.	Private	Govt.	Private	Govt.	Private
1	SURFACE WATER FLOW IRRIGATION							
	a)	Numbers	25	-	25	-	26	-
	b)	Command Area (Ha)	3267	-	3267	-	3437	-
	c)	Gross Area	3562	-	3562	-	3880	-
2	LIFT IRRIGATION							
	a)	Number	2	-	2	-	2	-
	b)	Command Area (Ha)	183	-	183	-	183	-
3	GROUND WATER PUBLIC SHALLOW WELLS (Govt.)							
	a)	Number	-	-	-	-	-	-
	b)	Gross Area Irrigated (Ha)	-	-	-	-	-	-
4	PUBLIC DEEP TUBE WELLS (Govt.)						-	-
	a)	Number	-	-	-	-	-	-
	b)	Gross Area Irrigated (Ha)	-	-	-	-	-	-
5	AREA IRRIGATION (Ha)							
	a)	Canal	3745	-	3745	-	3928	-
	b)	Tanks	-	-	-	-	-	-
	c)	Wells	-	-	-	-	-	-
	d)	Other Sources	-	-	-	-	-	-
6	NET IRRIGATED AREA		3412	-	3412	-	3582	-
7	GROSS IRRIGATED AREA		3867	-	3867	-	4045	-

SOURCES: Sub-Divisional Officer (Irrigation)
Mendipathar Sub-Division,
East Garo Hills District

IX. LAND USE STATISTICS

TABLE: 09.01
LAND UTILISATION STATISTICS IN EAST GARO HILLS
(AREA IN HECTRES)

LAND CLASSIFICATION		2004-05	2005-06 (Final)	2006-07 (appr.)	2007-08	2008-09	Re- mar ks
1		2	3	4	5	6	7
I. Geographical Area		260300	260300	260300	260300	260300	
a)	Reporting Area	259300	259300	259300	259300	259300	
b)	Forest Area	122562	122563	124797	124492	124596	
II. Not Available for Cultivation							
a)	Area under Non-Agricultural Uses	5570	5575	5689	5713	5765	
b)	Barren & Uncultivable lands	4800	4803	4712	4689	4675	
Total (a+b)		10370	10378	10401	10402	10440	
III. Other Cultivated Lands							
a)	Permanent Pastures and other grazing land	-	-	-	-	-	
b)	Land under Misc. tree crops and grooves	20312	20315	23409	23429	23432	
c)	Cultivable waste land	47773	47770	43165	38924	38726	
Total (a+b+c)		68085	68085	66574	62353	62158	
IV. Fallow Lands							
a)	Fallow lands other than current fallows	22220	22218	21190	21169	21167	
b)	Current fallows	5015	5010	4949	4932	4930	
Total (a+b)		27235	27228	26139	26101	26097	
V. Net Area Sown		31048	31046	31389	35952	36009	
VI. Area Sown more than once		5327	5329	5289	5299	5303	
VII. Total cropped Area		36375	36375	36678	41251	41312	

SOURCES: District Statistical Officer,
East Garo Hills, Williamnagar.

X. ANIMAL HUSBANDRY & VETERINARY**TABLE:10.01****NUMBER OF VETERINARY DISPENSARIES, PERSONAL AND ANIMALS TREATED IN DISTRICT****DATE OF ESTABLISHMENT OF OFFICE :22-09-1978**

<i>Sl No</i>	<i>PARTICULARS</i>	<i>YEAR</i>			
		<i>2005-06</i>	<i>2006-07</i>	<i>2007-08</i>	<i>2008-09</i>
<i>1</i>	<i>2</i>	<i>3</i>	<i>4</i>	<i>5</i>	<i>6</i>
1	Hospitals	-	-	-	-
2	Dispensaries	9	11	11	11
3	Veterinary Centres	9	9	9	9
4	D.V.O./S.D.V.O (Resu)	1/1	1/1	1/1	1/1
5	A.H.&V.O. (Dispensary)	2	2	2	2
6	A.H.& V.O. (C & R. D Block)	5	5	5	5
7	Veterinary Field Assistant	28	29	29	29
8	Cases Treated	1,00,366	77,653	2,08,155	1,86,118
9	Animal Castrated	3118	1259	3718	3114
10	Others specify	-	-	-	-

TABLE: 10.02**LIVESTOCK POPULATION IN EAST GARO HILLS ACCORDING TO LIVESTOCK CENSUS, 2003 (LATEST)**

SL NO	NAME OF LIVESTOCK	UNIT AS PER LATEST CENSUS, 2003 (in numbers)
1	2	3
1	CATTLE	156186
2	BUFFALOES	977
3	SHEEP	41
4	GOATS	38581
5	PIGS	57833
6	HORSES & PONIES	21
7	OTHER LIVESTOCK (DOGS)	2080
8	TOTAL POULTRY	437250
9	CUCK INCLUDING DUCKLINGS	1267

**SOURCES: District Animal Husbandry & Veterinary Officer,
East Garo Hills, Williamnagar**

XI. SERICULTURE

TABLE: 11.01
NUMBER OF SERICULTURE FARMS IN WILLIAMNAGAR SUB-DIVISION, EAST GARO HILLS
DATE OF ESTABLISHMENT OF OFFICE: - 1983-84

Sl. No	PARTICULARS	YEAR						
		2002-03	2003-04	2004-05	2005-06	2006-07	2007-08	2008-09
1	2	3	4	5	6	7	8	9
1	Sericulture Farm	Nil	Nil	Nil	Nil	Nil	Nil	Nil
2	Eri Seed Grainages	2 nos.	2 nos.	2 nos.	2 nos.	2 Nos	2 Nos	2 Nos
3	Collective Mulberry Farm/Garder	1 no.	1 no.	1 no.	1 no.	1 Nos	1 Nos	1 Nos
4	Eri Concentration Farm	1 no.	1 no.	1 no.	1 no.	Nil	Nil	Nil
5	Other (Specify) Eri Spinning Centre							
	a).	1 no.	1 no.	1 no.	1 no.	1 No	1 No	1 No
	b). Muga Nursery	2 nos.	2 nos.	2 nos.	2 nos.	Nil	Nil	Nil

TABLE:11.02**PRODUCTION OF COCOON AND RAW SILK IN WILLIAMNAGAR SUB-DIVISION**

Sl. No	PARTICULAR	UNIT	YEAR						
			2002-03	2003-04	2004-05	2005-06	2006-07	2007-08	2008-09
1	2	3	4	5	6	7	8	9	10
1	Mulberry	Kg.	675	800	616	650	482	3570	1734.6
2	Eri	Kg.	57100	44905	54400	44712.5	49,820	33800	43384
3	Muga	Nos.	198100 0	3833903	2406800	1503600	2285990	8040000	1806738
4	Raw Silk								
	a) Mulberry	Kg.	Nil	Nil	Nil	Nil	48.2	357	141
	b) Eri	Kg.	Nil	Nil	Nil	Nil	39856	27040	35005
	c) Muga	Nos.	Nil	Nil	Nil	Nil	457	1608	372
5	Other (Specify)	Nil.	Nil	Nil	Nil	Nil	Nil	Nil	Nil

**SOURCES: - District Sericulture Officer,
East Garo Hills, Williamnagar.**

TABLE: 11.03**SCHEME-WISE/PROJECT-WISE EXPENDITURE OF WILLIAMNAGAR SUB-DIVISION**

Sl. No	Name of Scheme/Project	Sources	IN RUPEES						
			2002-03	2003-04	2004-05	2005-06	2006-07	2007-08	2008-09
1	2	3	4	5	6	7	8	9	
1.	Intensive Dev. of Mul. Silk Industries	State	1,34,138	1,48,264	1,50,450	2,10,754	231465	263950	299047
2.	Intensive Dev. of Eri Silk Industries	State	1,37,051	1,53,638	1,77,009	2,42,253	295730	316243	346351
3.	Intensive Organisation of Muga Silk Industries	State	87,591	91,222	1,04,714	1,44,531	177715	184375	209455
4.	Integrated Eri Silk Dev. Programme.	State	1,29,052	80,000	84,970	3,08,485	208868	-	-
5.	Integrated Mulberry Silk Dev. Industries.	State	65,000	40,000	35,360	41,825	49455	-	-
6.	Integrated Muga Silk Dev. Industries..	State	31,845	33,000	30,000	64,380	45885	-	-
7.	Sericulture Pre-Service Training and Study Tour	State	-	95,000	87,500	-	67500	35000	3000
8.	Market Development of Cocoons.	State	-	-	27,000	16,000	16000	-	-
9.	Integrated Dev. Of Muga Seed Project (N.E.C.)	State	-	-	1,02,375	-	-	-	-
10	AugmentaTION OF Silk Worm Seed Production,Mul plan	State	-	-	-	-	-	-	-
11	28-Augmentation of Silk Worm Seed Production,Eri Plan	-	-	-	-	-	-	49450	49455
12	28-Augmentation of Silk Worm Seed Production,Muga Plan	-	-	-	-	-	-	93550	93550
13	Silk Reeling Centre	-	-	-	-	-	-	16000	25000
14	28- Augmentation of Silk Worm Seed Production including modernization of	-	-	-	-	-	-	114565	114565

	infrastructure equipments								
15	20-Expansion Programme of host plan Dev for cluster approach Cum infrastructure equipments	-	-	-	-	-	-	105000	60000
16	30-Establishment of Cocoons Reeling and Spinning	-	-	-	-	-	-	78800	214000

SOURCES: - District Sericulture Officer,
East Garo Hills, Williamnagar.

XII. WEAVING

TABLE:12.01

NO. OF WEAVING CENTRES, CLOTH PRODUCED AND REVENUE EARNED.

DATE OF ESTABLISHMENT OF OFFICE: _____

Sl no	Particulars	Unit	Year			
			2005-06	2006-07	2007-08	2008-09
1	2	3	4	5	6	7
1	Weaving Training Centres	Nos.	1	1	1	1
2	Intake	Nos.	14,00,000	Nil	Nil	Nil
3	Outurn	Nos.	24,00,000	1	1	1
4	Cloth Produced	Sq.m	1,20,000	6,851	10,180	55,000
5	Revenue earned	Rs.	10,00,000	14,535	17,042	21,643
6	Other (Specify)					
	a W.D.C	Nos.	10	7	7	7
	b W.E.S	Nos.	1	1	1	1

Sources:- District Handloom Officer,
East Garo Hills, Williamnagar.

XIII. FOREST**TABLE: 13.01****AREA UNDER PLANTATION/AFFORESTATION BY SPECIES IN THE DISTRICT
(AREA IN HECTRES)**

<i>Sl. No</i>	<i>Name of Species</i>	<i>YEAR</i>				<i>REMARKS</i>
		<i>2005-06</i>	<i>2006-07</i>	<i>2007-08</i>	<i>2008-09</i>	
<i>1</i>	<i>2</i>	<i>3</i>	<i>4</i>	<i>5</i>	<i>6</i>	<i>7</i>
1	TEAKWOOD	-	-	-	-	
2	SALWOOD	-	-	-	-	
3	PLYWOOD	-	-	-	-	
4	QUICK GROWING SPECIES	-	-	-	-	
5	MISCELLANEOUS SPECIES	-	880	930	193	

SOURCES :- Divisional Forest Officer,
Social Forestry Division,
East Garo Hills, Williamnagar.

XIV. FISHERIES**TABLE: 14.01****SPECIMEN FISH PRODUCTION IN THE DISTRICT**

<i>Sl No</i>	<i>TYPE OF FISHES</i>	<i>PRODUCTION IN MATRIC TONES</i>			
		<i>2005-06</i>	<i>2006-07</i>	<i>2007-08</i>	<i>2008-09</i>
<i>1</i>	<i>2</i>	<i>3</i>	<i>4</i>	<i>5</i>	<i>6</i>
1	Indian Major Carps	9.70	291	292	282
2	Exotic Carp	220.00	210	206	229
3	Other Species	420.30	139	193	184
4	Fine fish, Cut fish etc.	Nil	Nil	Nil	Nil

TABLE:14.02**FISHERMEN-POPULATION IN THE DISTRICT**

<i>Sl no</i>	<i>DISTRICT</i>	<i>NO. OF FISHERIES TANK/PONDS</i>	<i>NO. OF FISHERMAN DURING THE YEAR</i>			
			<i>2005-06</i>	<i>2006-07</i>	<i>2007-08</i>	<i>2008-09</i>
<i>1</i>	<i>2</i>	<i>3</i>	<i>4</i>	<i>5</i>	<i>6</i>	<i>7</i>
1	EAST GARO HILLS	666	250	230	260	260

TABLE: 14.03

SCHEME-WISE /PROJECT-WISE EXPENDITURE IN THE DISTRICT

Sl. No	NAME OF SCHEME/PROJECT	SOURCES	IN RUPEES			REMARKS
			2006-07	2007-08	2008-09	
1	2	3	4	5	6	7
NON-PLAN						
1	2405-Fisheries, 001-Direction and Administration (02) District Office, (NON-PLAN)	STATE	1870174	2146089	2351274	
2	(03) Payment Due to MeSEB/Municipal Board-13-Office Expenditure	STATE	7000	51300	21565	
101-INLAND FISHERIES						
3	(09) Conservation & Legislation for protection of Fisheries, (NON-PLAN)	STATE	729152	962401	747334	
4	(05) Fish Seed Production & Demonstration Centre	STATE	107268	235812	262949	
5	(03) Fish Farming Centre	STATE	214184	68229	87699	
	TOTAL		2927778	3464131	3470821	
PLAN						
1	2405-Fisheries, 001-Direction and Administration (02) District Office, (PLAN)	STATE	46590	70498	78000	
101-INLAND FISHERIES						
2	(05) Fish Seed production and Demonstration Centre, (PLAN)	STATE	54965	365000	110000	
3	(09) Conservation & Legislation for protection of Fisheries, (PLAN)	STATE	70000	150000	300000	
4	(20) Assistance for Construction of check Dam/Mini Barrage.	STATE	150000	-	-	
5	(23) Subsidised cost of Fishseed, Fishfeed etc.	STATE	96000	-	-	

	Intergrated Fish Farming Development					
6	(24) Community Fishery Development Project.	STATE	198000	360000	405000	
7	(28) Aquaculture Development for one thousand ponds.	STATE	3930011	3353810	3403734	
8	(30) Culture and Breeding of Ornamental Fisheries-33-Subsidies	STATE	-	180000	180000	
	TOTAL		4545566	4479308	4476734	

**SOURCES:- Superintendent of Fisheries,
East Garo Hills, Williamnagar**

XV. MINING

TABLE:15.01

PRODUCTION AND VALUE OF IMPORTING MINERAL IN GARO HILLS

<i>Sl No</i>	<i>Items</i>	<i>2006-07</i>		<i>2007-08</i>		<i>2008-09</i>		<i>Re- marks</i>
		<i>Prod. (MT)</i>	<i>Value (Rs.)</i>	<i>Prod. (MT)</i>	<i>Value (Rs.)</i>	<i>Prod. (MT)</i>	<i>Value (Rs.)</i>	
<i>1</i>	<i>2</i>	<i>3</i>	<i>4</i>	<i>5</i>	<i>6</i>	<i>7</i>	<i>8</i>	<i>9</i>
1	Coal	1041094	17178054 5	89535 7	14773390 6	89188 0	14716031 3	Production is base on the collection of royalty & cess on Coal
2	Limestone	25285	252851	25357	253570	48445	484455	Production is base on cess only
3	Siliminite	-	-	-	-	-	-	

**SOURCES: Divisional Mining Officer,
East Garo Hills, Williamnagar.**

XVI. CO-OPERATION

TABLE:16.01

NUMBER OF PRIMARY AGRICULTURAL CO-OPERATIVE SOCIETIES

<i>Sl No</i>	<i>PARTICULARS</i>	<i>UNIT</i>	<i>2003-04</i>	<i>2004-05</i>	<i>2005-06</i>	<i>2006-07</i>	<i>2007-08</i>	<i>2008-09</i>
<i>1</i>	<i>2</i>	<i>3</i>	<i>4</i>	<i>5</i>	<i>6</i>	<i>7</i>	<i>8</i>	<i>9</i>
1.	Co-operative Societies	No.	19	19	19	19	19	19

**SOURCES:- Assistant Registrar, Co-operative Societies,
East Garo Hills, Williamnagar.**

TABLE: 17.03

EMPLOYMENT EXCHANGES AND APPLICANTS IN THE DISTRICT

DATE OF ESTABLISHMENT OF OFFICE: - DECEMBER, 1973

Sl · n o	PARTICULARS	DURING THE YEAR				Remarks
		2005-06	2006-07	2007-08	2008-09	
1	2	3	4	5	6	
1	No. of Exchange	1	1	1	1	
2	No. of Registration	637	991	931	294	
3	No. of Applicants in the Live Register	2525	2714	1882	1670	
4	No. of Applicants placed in Employment	-	-	-	-	
5	No. of Employees using Employment Exchange	-	-	-	-	
6	No. of Vacancies Notified	-	-	-	-	

SOURCES:- Assistant Employment Officer,
Sub-Divisional Employment Exchange,
East Garo Hills, Resubelpara.

XVIII. ROAD AND TRANSPORT

TABLE: 18.01

ROAD LENGTH

(UNDER WILLIAMNAGAR DIVISION)

DATE OF ESTABLISHMENT OF THE OFFICE: 24TH FEBRUARY, 1975

Sl. N o	PARTICULARS	In K m	2006-07	2007-08	2008-09	Re- marks
1	2	3	4	5	6	7
A	NATIONAL HIGHWAY:-					
I	Baghmara-Siju-Damra Road [B.S.D Road (0-102) km] =102.00 km	-	-	-	-	
1	Black topped roads					
2	Metalled & Gravelled roads					
I	Rongram-Rongrenggre-Darugre Road [R.R.D. Road (19-41) km] = 22 km.	-	-	-	-	
1	Black topped roads					
2	Metalled & Gravelled roads					
B	STATE HIGHWAY:-					

	1	Black topped roads	K m	74.000	74.000	74.000	
	2	Metalled & Gravelled roads	- do-	-	-	-	
	3	Motorable Road (All Weather)	- do-	74.000	74.000	74.000	
	4	Non-Motorable Road (Bridge Path)	- do-	-	-	-	
	5	Cement Concrete Roads.	- do-	-	-	-	
	6	Any other (Please Specify)	- do-	-	-	-	
C	MAJOR DISTRICT ROAD:-						
	1	Black topped roads	- do-	43.000	43.000	44.000	
	2	Metalled & Gravelled roads	- do-	-	-	-	
	3	Motorable Road (All Weather)	- do-	43.000	43.000	44.000	
	4	Non-Motorable Road (Bridge Path)	- do-	-	-	-	
	5	Cement Concrete Roads.	- do-	-	-	-	
D	OTHER DISTRICT ROADS:-						
	1	Black topped roads	- do-	-	-	-	
	2	Metalled & Gravelled roads	- do-	10.000	10.000	10.000	
	3	Motorable Road (All Weather)	- do-	-	-	-	
	4	Non-Motorable Road (Bridge Path)	- do-	-	-	-	
	5	Cement Concrete Roads.	- do-	-	-	-	
E	VILLAGE ROADS:-						
	1	Black topped roads	- do-	4.360	4.360	4.360	
	2	Metalled & Gravelled roads	- do-	20.000	20.000	20.000	
	3	Motorable Road (All Weather)	- do-	4.360	4.360	4.360	
	4	Non-Motorable Road (Bridge Path)	- do-	-	-	-	
	5	Cement Concrete Roads.	- do-	-	-	-	
F	URBAN ROADS:-						
	1	Black topped roads	- do-	15.520	15.520	15.520	
	2	Metalled & Gravelled roads	- do-	-	-	-	
	3	Motorable Road (All Weather)	-	15.520	15.520	15.520	

			do-				
4	Non-Motorable Road (Bridge Path)	-	do-	-	-	-	
5	Cement Concrete Roads.	-	do-	-	-	-	

SOURCES: Executive Engineer,
P. W. D., (Roads),
Williamnagar Division,
East Garo Hills, Williamnagar

XVIX. INDUSTRIES

TABLE: 19.01

**EMPLOYMENT IN SMALL SCALE REGISTERED UNITS IN THE DISTRICT
DATE OF ESTABLISHMENT OF OFFICE: 1ST APRIL, 1986**

<i>Sl no</i>	<i>YEAR</i>	<i>NUMBER OF WORKERS EMPLOYED</i>			
		<i>1 - 4</i>	<i>5 - 9</i>	<i>10 - 19</i>	<i>20 and Above</i>
<i>1</i>	<i>2</i>	<i>3</i>	<i>4</i>	<i>5</i>	<i>6</i>
1	2002-2003	55	107	-	27
2	2003-2004	81	162	12	-
3	2004-2005	168	470	145	-
4	2005-2006	48	90	23	-
5	2006-2007	17	26	3	-
6	2007-2008	6	7	1	-
7	2008-2009	4	2	1	-

SOURCES: - General Manager,
District Industries Centre,
East Garo Hills, Williamnagar.

TABLE: 19.02
SMALL SCALE INDUSTRIES REGISTERED WITH DISTRICT INDUSTRIES CENTRE IN THE
DISTRICT

(GROUP-A)

<i>TYPE OF INDUSTRIES</i>		<i>2005-06</i>		<i>2006-07</i>		<i>2007-08</i>		<i>2008-09</i>	
		<i>Perma- nent</i>	<i>Provi- sional</i>	<i>Perma- nent</i>	<i>Provi- sional</i>	<i>Perma- nent</i>	<i>Provi- sional</i>	<i>Perma- nent</i>	<i>Provi- sional</i>
<i>1</i>		<i>2</i>	<i>3</i>	<i>4</i>	<i>5</i>	<i>6</i>	<i>7</i>	<i>8</i>	<i>9</i>
1	Weaving	9	20	7	11	7	20	-	16
2	Knitting & Embroidery	3	15	3	5	-	6	-	5
3	Rice mill	-	2	-	3	2	8	-	-
4	Bakery	1	20	10	9	1	1	-	-
5	Motor workshop	-	5	-	4	1	2	-	-
6	Carpentry	1	43	7	9	2	15	-	7
7	Cane & bamboo	4	32	3	11	2	2	-	3
8	Tailoring	6	33	7	3	1	19	-	24
9	Bricks	1	11	-	5	1	9	-	4
10	Cycle repairing	-	7	1	3	1	5	-	2
11	Shoe making	-	-	-	1	1	1	-	-
12	Wood curving	-	-	-	-	-	-	-	-
13	Photostat	2	7	-	1	1	-	-	1
14	T.V. & Radio repairing	-	-	-	1	1	5	-	-
15	Printing press	1	3	-	-	-	-	-	-
16	Saw mill	-	-	-	-	-	-	-	-
17	Block printing	-	-	-	-	-	-	-	-
18	Hotel & Restaurant	-	-	-	-	-	-	-	-
19	Dry cleaning	-	-	-	-	-	-	-	-
20	Arts & Crafts	-	-	-	-	-	21	-	-
21	Auto repairing	-	-	-	1	1	1	-	2
22	Battery charging	-	-	-	-	-	-	-	-
23	Ice cream factory	-	1	-	-	-	-	-	-
24	Other specify	-	1	-	9	-	17	-	1

**SOURCES: - General Manager,
District Industries Centre,
East Garo Hills, Williamnagar.**

TABLE: 19.03

SMALL SCALE INDUSTRIES REGISTERED WITH DISTRICT INDUSTRIES CENTRE IN THE DISTRICT

(GROUP-B)

TYPE OF INDUSTRIES		2005-06		2006-07		2007-08		2008-09	
		Perma- nent	Provi- sional	Perma- nent	Provi- sional	Perma- nent	Provi- sional	Perma- nent	Provi- sional
1		2	3	4	5	6	7	8	9
1	Weight Bridge	-	-	1	-	-	-	-	-
2	Rubber Sheet Processing	-	-	1	-	-	4	-	1
3	Steel Fabrication	-	-	-	4	1	1	-	2
4	Stone Crusher	-	-	-	1	-	-	-	2
5	P.C.O.	-	-	-	1	-	-	-	1
6	Chips Making	-	-	-	3	-	-	-	-
7	Pharmacy	-	-	-	1	-	-	-	-
8	Soap Industry	-	-	-	1	-	-	-	-
9	Fibre Processing Unit	-	-	-	1	-	-	-	-
10	Fruit Preservation	-	-	-	2	-	-	-	1
11	Beauty Parlour	-	-	-	1	-	1	-	1
12	Computer Centre	-	-	-	2	-	-	-	2
13	Car Wash	-	-	-	1	-	-	-	-
14	Tyre retreading	-	-	-	1	-	-	-	1
15	Blacksmithy	-	-	-	-	-	-	-	1
16	Atta Chakki	-	-	-	-	-	-	-	1
17	Mineral Water production	-	-	-	-	-	-	-	1
18	Food Production	-	-	-	-	-	-	-	1

SOURCES: - General Manager,
District Industries Centre,
East Garo Hills, Williamnagar.

TABLE: 19.04

NUMBER OF REGISTERED FACTORIES AND WORKERS EMPLOYED IN PRIVATE AND PUBLIC SECTOR

NAME OF FACTORIES		2006-2007				2007-2008				2008-2009			
		Public Sector		Private sector		Public Sector		Private sector		Public Sector		Private sector	
		Unit	Workers	Unit	Workers	Unit	Workers	Unit	Workers	Unit	Workers	Unit	Workers
<i>1</i>		<i>2</i>	<i>3</i>	<i>4</i>	<i>5</i>	<i>6</i>	<i>7</i>	<i>8</i>	<i>9</i>	<i>10</i>	<i>11</i>	<i>12</i>	<i>13</i>
1	Saw Mill	-	-	-	-	-	-	-	-	-	-	-	-
2	Floor Mill (Atta Chaki)	-	-	-	-	-	-	-	-	-	-	-	-
3	Cold Drinks	-	-	-	-	-	-	-	-	-	-	-	-
4	Plywood	-	-	-	-	-	-	-	-	-	-	-	-
5	Furniture	-	-	10	40	-	-	4	8	-	-	-	-
6	Printing & Periodical	-	-	-	-	-	-	-	-	-	-	-	-
7	Publishing & Periodical	-	-	-	-	-	-	-	-	-	-	-	-
8	Edible Oil	-	-	-	-	-	-	-	-	-	-	-	-
9	Cement Product	-	-	-	-	-	-	-	-	-	-	-	-
10	Manufacture of Metal and Minerals	-	-	-	-	-	-	-	-	-	-	-	-
11	Repair Service (Cycle)	-	-	1	3	-	-	1	3	-	-	-	-
12	Service not classified elsewhere	-	-	-	-	-	-	-	-	-	-	-	-

**SOURCES: - General Manager,
District Industries Centre,
East Garo Hills, Williamnagar.**

INDUSTRIAL TRAINING INSTITUTE, WILLIAMNAGAR
Date of Establishment:- 1st August, 1995

TABLE: 19.05

ENROLLMENT OF TRAINEES IN DIFFERENT TRADES

Sl No.	Name of Trade	Tenure of Course	2001-03	2003-05	2005-07	2007-09	Remarks
1	2	3	4	5	6	7	8
1	Wireman	2(two) years course	16	16	16	16	2007 August to July, 2009 2(two) years course

TABLE: 19.06

NO. OF TEACHERS/INSTRUCTORS IN POSITIONS.

Sl No.	Name of Instructor	Name of Trade	2002 - 2003	2003 - 2004	2004 - 2005	2005 - 2006	2006 - 2007	2008 - 2009	Remarks
1	Shri. S. G. Sangma, Wireman Instructor	Wireman Trade	1	1	1	1	1	1	
2	Smt. S. N. Sangma, Social Study Instructor	Wireman Trade	1	1	1	1	1	1	
3.	Smt. I. Lytep, Drawing Instructor	Wireman Trade	1	1	1	1	1	1	
4.	Shri. W. Kharkongor, Maths Instructor	Wireman Trade	1	1	1	1	1	1	

TABLE: 19.07

NO. OF PASSED OUT TRANEES

Sl No.	Name of the Trade	No. of passed out Trainees				Remarks
		2001-03	2003-05	2005-07	2007-09	
1	2	3	4	5	6	7
	Wireman Trade 2 (two) Years Course	10	12	10	13 (thirteen) Trainees under going Training	

Sources:- Vice-Principal,
 Industrial Training Institute,
 East Garo Hills, Williamnagar.

XX. TRANSPORT**TABLE: 20.01
NUMBER OF VEHICLE REGISTERED IN THE DISTRICT**

Sl no	Type of Vehicles	2008-2009		Total
		Government	Private	
1	2	3	4	5
1	Truck	-	133	133
2	Bus	-	3	3
3	Car	-	190	190
4	Jeep	-	5	5
5	Tractor	-	9	9
6	Three Wheeler	-	78	78
7	Two Wheeler	-	1238	1238
8	Taxi	-	-	-
9	Tanker	-	-	-
10	Others			
	a). Pick-up	-	26	26
	b). Sumo	-	25	25
11	a) Crane	-	1	1
	b) Recovery Van	-	3	3
	c) Trailer	-	2	2
GRAND TOTAL		-	1713	1713

SOURCES:- District Transport Officer,
East Garo Hills, Williamnagar.

XXI. COMMUNICATION**TABLE: 21.01
NUMBER OF TELEGRAPH AND POST OFFICES IN THE DISTRICT**

SL NO	PARTICULARS	YEAR			
		2004-2005	2005-2006	2006-2007	2007-2008
1	2	3	4	5	6
1	Telegraph Offices				
	A) Head Office	-	-	NA	NA
	B) Branch Office	-	-	NA	NA
2	Post Office				
	A) Head Office	2	2	NA	NA
	B) Branch Office	428	424	NA	NA
	C) Sub-Post Office	63	60	NA	NA
3	Offices With Saving Bank Facilities	491	493	NA	NA
4	Letter Boxes In Nos.	663	665	NA	NA
5	Others (Specify)			NA	NA

SOURCES: Senior Superintendent of Post Offices,
Meghalaya Division, Shillong

XXII. TELE-COMMUNICATION**TABLE: 22.01****NUMBER OF TELEPHONE EXCHANGES, TELEPHONES AND MOBILE SUBSCRIBERS IN THE DISTRICT.**

P A R T I C U L A R S	2004-2005			2005-2006			2006-07			2007-08			2008-09		
	U R B A N	R U R A L	T O T A L	U R B A N	R U R A L	T O T A L	U R B A N	R U R A L	T O T A L	U R B A N	R U R A L	T O T A L	U R B A N	R U R A L	T O T A L
1	2	3	4	5	6	7	8	9	10	11	12	13	14	15	16
TELEPHONE EXCHANGES	1	7	8	1	7	8	1	7	8	1	7	8	1	7	8
TELEPHONE SUBSCRIBERS	955	740	1695	978	768	1746	992	793	1785	985	858	1843	988	859	1847
MOBILE SUBSCRIBER (BOTH POST PAID & PRE-PAID)	480	Nil	480	880	NIL	880	6865	2483	9348	8416	4247	12663	8466	4529	12995
STD PCO'S	18	29	47	25	29	54	38	29	67	39	35	74	39	35	74
GSM PCO	Nil	Nil	Nil	Nil	Nil	Nil	Nil	Nil	Nil	6	29	35	7	43	50
WLL	Nil	Nil	Nil	Nil	Nil	Nil	163	343	506	163	1026	1189	290	1949	2239

SOURCES: Sub-Divisional Officer,
Telephone Exchange,
East Garo Hills, Williamnagar.

XXIII. TOURISM**TABLE: 23.01****NUMBER OF TOURIST SPOTS AND TOURIST VISITING.****Date Establishment of Office: 1976**

<i>Sl. No</i>	<i>PARTICULARS</i>	<i>AS ON 31ST DECEMBER</i>			
		<i>2005-2006</i>	<i>2006-2007</i>	<i>2007-2008</i>	<i>2008-2009 (upto May,2009)</i>
<i>1</i>	<i>2</i>	<i>3</i>	<i>4</i>	<i>5</i>	<i>6</i>
1.	No. of Tourist Spots	6	32	32	32
2.	No. of Tourist Visiting:				
	i). Indian	20,836	-	-	52
	ii). Foreign	85	-	-	12
	TOTAL:-	20,921	-	-	64
3.	Local Tourist	-	-	-	167

**SOURCES:- Deputy Director of Tourism,
Government of Meghalaya, Tura.**

XXIV. LIBRARY**TABLE: 24.01****DATE OF ESTABLISHMENT :- JANUARY, 1984****NUMBERS OF ENROLMENT AND BOOKS**

PARTICULARS	2005-06	2006-07	2007-08	2008-09
Number of enrolment	42	55	40	28
Number of Books	15307	16240	17292	18788

**Sources:- District Librarian
East Garo Hills, Williamnagar**

XXV. ELECTION

TABLE:25.01
ELECTION TO THE MEGHALAYA LEGISLATIVE ASSEMBLY

<i>Sl No.</i>	<i>PARTICULARS</i>	<i>2008</i>	
<i>1</i>	<i>2</i>	<i>3</i>	
1	SEATS	7 (SEVEN)	
2	<u>TOTAL ELECTORATE</u>	} 87725	
	38-RONGRENGGIRI		
	39-RONGJENG		
	40-KHARKUTTA		
	43-SONGSAK		
	41-MENDIPATHAR		21937
	42-RESUBELPARA		19268
	44-BAJENGDOBA		18705
3	<u>TOTAL VOTES POLLED</u>		
	38-RONGRENGGIRI	25600	
	39-RONGJENG	15947	
	40-KHARKUTTA	19275	
	41-MENDIPATHAR	19892	
	42-RESUBELPARA	17352	
	43-SONGSAK	17154	
	44-BAJENGDOBA	17419	
4	<u>TOTAL VALID VOTES</u>		
	38-RONGRENGGIRI	25600	
	39-RONGJENG	15947	
	40-KHARKUTTA	19275	
	41-MENDIPATHAR	19887	
	42-RESUBELPARA	17350	
	43-SONGSAK	17154	
	44-BAJENGDOBA	17419	
5	<u>TOTAL VOTES REJECTED</u>		
	38-RONGRENGGIRI	Nil	
	39-RONGJENG	Nil	
	40-KHARKUTTA	Nil	
	41-MENDIPATHAR	5	
	42-RESUBELPARA	2	
	43-SONGSAK	Nil	
	44-BAJENGDOBA	NIL	

TABLE: 25.02
TOTAL NUMBER OF VOTES POLLED AS ON 03-03-2008

<i>Sl No.</i>	<i>NAME OF CONSTITUENCIES</i>	<i>VOTES POLLED</i>
<i>1</i>	<i>2</i>	<i>3</i>
1	38-Rongrenggiri	25600
2	39-Rongjeng	15947
3	40-Kharkutta	19275
4	41-Mendipathar	19887
5	42-Resubelpara	17350
6	43-Songsak	17154
7	44-Bajengdoba	17419

TABLE: 25.03
NUMBER OF CANDIDATES CONTESTED IN THE ELECTION TO THE MEGHALAYA LEGISLATIVE ASSEMBLY, 2008 UNDER 41-Mendipathar (ST), 42-Resubelpara (ST) and 44-Bajengdoba (ST) Assembly Constitution.

<i>Sl No.</i>	<i>PARTIES</i>	<i>2003</i>
<i>1</i>	<i>2</i>	<i>3</i>
1	Indian National Congress	7
2	Bharatiya Janata Party	1
3	United Democratic Party	5
4	Hill State People Democratic Party	Nil
5	Independent	9
6	Nationalist Congress Party	7
7	Meghalaya Democratic Party	2

TABLE: 25.04
NAMES OF WINNING CANDIDATES INDICATING THEIR PARTY AFFILIATIONS AND TOTAL VOTES SECURED WHO CONTESTED TO THE MEGHALAYA ASSEMBLY, 2008

<i>Sl No.</i>	<i>Name of Constituency</i>	<i>Name of Winning Candidates with Respective Political Parties</i>	<i>Votes polled in their favour</i>
<i>1</i>	<i>2</i>	<i>3</i>	<i>4</i>
1	38-Rongrenggiri (ST)	Smt. Debora C. Marak, Indian National Congress	8581
		Smt. Lenitha Sangma, Meghalaya Democratic Party	839
		Shri. Marcuise N. Marak, Nationalist Congress Party	11942
		Shri. Newton Marak, United Democratic Party	4238
		TOTAL	25600
2	39-Rongjeng (ST)	Desang M. Sangma, Nationalist Congress Party	7891
		Sengman Marak, Indian National Congress	4580
		Sujit Sangma, Meghalaya Democratic Party	3476
		TOTAL	15947
		Elstone D. Marak, Indian National Congress	3018

3	40-Kharkutta (ST)	Luderberg Ch. Momin, United Democratic Party	2088
		Omillo K. Sangma, Nationalist Congress Party	6424
		Biporal K. Marak, Independent	256
		Rupert Momin, Independent	6117
		Subash Marak, Independent	1372
		TOTAL	19275
4	41-Mendipathar (ST)	Shri. Frankenstein Momin, Indian National Congress (INC)	4647
5	42-Resubelpara (ST)	Shri. Timothy Shira, Nationalist Congress Party (NCP)	7884
6	43-Songsak (ST)	Nihim D. Shira, Nationalist Congress Party	5687
		Sanjay Marak, United Democratic Party	1456
		Tonsing N. Marak, Indian National Congress Party	5357
		Anderson A. Sangma, Independent	4259
		Clever N. Marak, Independent	395
		TOTAL	17154
7	44-Bajengdoba (ST)	Shri. John Manner Marak, Nationalist Congress Party (NCP)	7084

SOURCES: 1). Deputy Commissioner (Ele.),
East Garo Hills, Williamnagar.
&
2). Additional Deputy Commissioner (Ele.),
I/c. Sub-Divisional Officer,
Resubelpara Civil Sub-Division,
East Garo Hills, Meghalaya.

TABLE: 25.05
ELECTION TO THE GARO HILLS DISTRICT COUNCIL, 2009

<i>Sl No.</i>	<i>PARTICULARS</i>	<i>2009</i>
<i>1</i>	<i>2</i>	<i>3</i>
1	SEATS	7 (SEVEN)
2	<u>TOTAL ELECTORATE</u>	
	23-RONGRONG GDC	22889
	24-BOLSONG GDC	17418
	25-DAMAS GDC	22492
	26-KHARKUTTA GDC	} 78264
	27-SAMANDA GDC	
	28-DARUGRI GDC	
	29-WILLIAMNAGAR GDC	
3	<u>TOTAL VOTES POLLED</u>	
	23-RONGRONG GDC	16218
	24-BOLSONG GDC	14296

	25-DAMAS GDC	17704
	26-KHARKUTTA GDC	16832
	27-SAMANDA GDC	13075
	28-DARUGRI GDC	14680
	29-WILLIAMNAGAR GDC	15606
4	<u>TOTAL VALID VOTES</u>	
	23-RONGRONG GDC	16218
	24-BOLSONG GDC	14296
	25-DAMAS GDC	17704
	26-KHARKUTTA GDC	16832
	27-SAMANDA GDC	13075
	28-DARUGRI GDC	14680
	29-WILLIAMNAGAR GDC	15606
5	<u>TOTAL VOTES REJECTED</u>	
	23-RONGRONG GDC	NIL
	24-BOLSRONG GDC	NIL
	25-DAMAS GDC	NIL
	26-KHARKUTTA GDC	NIL
	27-SAMANDA GDC	NIL
	28-DARUGRI GDC	NIL
	29-WILLIAMNAGAR GDC	NIL

TABLE: 25.06
NUMBER OF CANDIDATES CONTESTED IN THE ELECTION TO GARO HILLS DISTRICT
COUNCIL, 2009

<i>Sl No.</i>	<i>PARTIES</i>	<i>2009</i>
<i>1</i>	<i>2</i>	<i>3</i>
1	Indian National Congress	7
2	Bharatiya Janata Party	2
3	United Democratic Party	6
4	Hill State People Democratic Party	Nil
5	Independent	10
6	Nationalist Congress Party	7
7	A·chik National Congress (Democratic)	3

TABLE: 25.07
VALID VOTES POLLED IN FAVOUR OF POLITICAL PARTIES AND INDEPENDENT
CANDIDATES, DISTRICT COUNCIL ELECTION, 2004

<i>Sl No</i>	<i>PARTICULARS</i>		<i>TOTAL NO. OF VOTES POLLED</i>		
			<i>VALID</i>	<i>INVALID</i>	
<i>1</i>	<i>2</i>		<i>3</i>	<i>4</i>	
1	23-RONGRONG GDC	1	Shri. Silman K. Sangma, INC	3381	Nil
		2	Shri. Sukharam Sangma, NCP	7911	
		3	Shri. Bricks M. Sangma, ANC (D)	1372	
		4	Shri. Jekir Sangma, IND	635	
		5	Shri. Thomson Marak, IND	2900	
2	24-BOLSONG GDC	1	Shri. Brigady N. Marak, UDP	5727	Nil
		2	Shri. Lucksbirth Momin, INC	3007	
		3	Shri. Winsang Sangma, NCP	5562	
3	25-DAMAS GDC	1	Shri. Dolly K. Sangma, IND	4910	Nil
		2.	Shri. Ditarson Shira, NCP	6120	
		3	Shri. Jenethson Marak, INC	2842	
		4	Shri. Julius Sangma, UDP	3099	
		5	Shri. Nilbirth K. Sangma, BJP	723	
4	26-KAHRKUTTA GDC	1	Indian National Congress	1461	Nil
		2	Nationalist Congress Party	8041	
		3	United Democratic Party	1178	
		4	Independent	6152	
			TOTAL	16832	
5	27-SAMANDA GDC	1	Indian National Congress	1625	Nil
		2	Nationalist Congress Party	7341	
		3	United Democratic Party	379	
		4	Independent	3730	
			TOTAL	13075	
6	28-DARUGIRI GDC	1	Indian National Congress	1038	Nil
		2	Nationalist Congress Party	4387	
		3	United Democratic Party	3261	
		4	Achik National Congress (D)	911	
		5	Independent	5083	
			TOTAL	14680	
7	29- WILLIAMNAGAR GDC	1	Indian National Congress	2657	Nil
		2	Nationalist Congress Party	7554	
		3	United Democratic Party	328	
		4	Achik National Congress (D)	250	
		5	Bharatiya Janata Party	167	
		6	Independent	4650	
			TOTAL	15606	

TABLE: 25.08

**NAMES OF WINNING CANDIDATES INDICATING THEIR PARTY AFFILIATIONS AND
TOTAL VOTES SECURED WHO CONTESTED TO THE GARO HILLS DISTRICT COUNCIL,
2009**

<i>Sl No.</i>	<i>Name of Constituency</i>	<i>Name of Winning Candidates with Respective Political Parties</i>	<i>Votes polled in their favour</i>
<i>1</i>	<i>2</i>	<i>3</i>	<i>4</i>
1	23-Rongrong GDC	Shri. Sukharam Sangma, NCP	7911
2	24-Bolsong GDC	Shri. Brigady Marak, UDP	5727
3	25-Damas GDC	Shri. Ditarson Shira, NCP	6120
4	26-Kharkutta GDC	Shri. Cherak W. Momin, NCP	8041
5	27-Samanda GDC	Shri. Lahitson M. Sangma, NCP	7341
6	28-Darugre GDC	Shri. Thadious N. Sangma, NCP	4387
7	29-Williamnagar GDC	Shri. Denang T. Sangma, NCP	7554

**SOURCES: 1). Deputy Commissioner (Ele.),
East Garo Hills, Williamnagar.**

&

**2). Additional Deputy Commissioner (Ele.),
I/c. Sub-Divisional Officer,
Resubelpara Civil Sub-Division,
East Garo Hills, Meghalaya.**

XXVI. ELECTRICITY

TABLE: 26.01
NO. OF VILLAGES ELECTRIFIED IN THE DISTRICT
Date of establishment of Office: 24th January, 1979.

<i>YEAR</i>	<i>NO. OF VILLAGES ELECTRIFIED DURING THE YEAR</i>	<i>TOTAL NO. OF VILLAGES ELECTRIFIED (CUMULATIVE)</i>	<i>TOTAL ENERGY CONSUMPTION IN THE DISTRICT.</i>
<i>1</i>	<i>2</i>	<i>3</i>	<i>4</i>
2002-03	11 no.	371	N.A.
2003-04	104 nos.	475	N.A.
2004-05	58 nos.	533	N.A.
2005-06	14 nos.	547	35.42 Million Units.
2006-07	26 nos.	361	N.A.
2007-08	21 nos	382	N.A.
2008-09	Nil	382	N.A.

SOURCES: -Executive Engineer,
East Garo Hills (D) Division, MeSEB

XXVII. SUPPLY

TABLE: 27.01
NUMBER OF FAIR PRICE SHOPS & COMMODITIES DISTRIBUTED
DATE OF ESTABLISHMENT OF DISTRICT OFFICE: 22ND OCTOBER, 1976

SI no	PARTICULARS	UNIT	IN RUPEES							Re- marks
			2002-03	2003-04	2004-05	2005-06	2006-07	2007-08	2008-09	
1	2	3	4	5	6	7	8	9	10	11
1	Fair Price Shops	Nos.	300	300	300	271	259	262	262	
2	Fair Price Shops under BPL	Nos.	300	300	300	247	243	243	243	
3	Commodities distributed									
	(a) APL	Qntls	-	-	-	-	2683	2683	2683	
	(b) BPL	Qntls	-	-	-	-	1849.0 5	1849.0 5	1849.0 5	
	(c) AAY	Qntls	-	-	-	-	1150.8 0	1150.8 0	1150.8 0	
4	Other (Specify)		-	-	-	-	-	-	-	

SOURCES: Deputy Commissioner (Supply),
East Garo Hills, Williamnagar.

TABLE: 27.02

**RETAIL PRICE PER LITRES OF PETROL, DIESEL, MOBIL OIL AND KEROSENE OIL (AS ON
31ST MARCH OF THE YEAR ENDING) IN Rs. 0.00**

Sl. No.	PARTICULARS	2002-03	2003-04	2004-05	2005-06	2006-07	2007-08	2008-09
1	2	3	4	5	6	7	8	9
1	PETROL	33.07	32.28	33.29	47.21	43.24	45.25	42.61
2	DIESEL	20.92	19.96	20.55	32.55	34.63	34.03	30.56
3	MOBIL OIL	68.00	89.00	108.00	120.00	147.00	178	225.00
4	KEROSENE OIL	8.43	8.43	8.88	9.40	9.40	9.40	11.00

SOURCES: Deputy Commissioner (Supply),
East Garo Hills, Williamnagar.

XXVIII. FINANCE

Date of Establishment:- 22nd March,1990

TABLE: 28.01

(A). COLLECTION OF EXISE, REVENUE, SALE TAX, TAXES ON PETROLEUM MOTOR SPIRITS, ETC.

Sl No	Particulars	2006-07	2007-08	2008-09
1	2	3	4	5
1	Profession, Trades Calling or Employment Tax	-	-	-
2	Central Sales Tax Act.	8437338	6657894	10111209
3	Meghalaya Finance Sales Tax Act	-	-	-
4	Meghalaya Sales Tax Act	-	-	-
5	Meghalaya Value Added Tax Act	14450101	17993482	26249243
6	Meghalaya Motor Spirit and Lubricants Taxation Act	8444089	7577364	17826200
7	Meghalaya Passengers Duty Act	28857	59177	109410
8	Meghalaya Electricity Duty Act	-	-	-
9	Meghalaya Amusements and Betting Tax Act	153402	356072	897056
10	Other (Specify)	62125	46050	164150
	TOTAL	31575912	32690039	55357268

TABLE: 28.02
(B). COLLECTION OF EXISE, REVENUE, SALE TAX, TAXES ON PETROLEUM MOTOR SPIRITS, ETC.

<i>Sl n o</i>	<i>Item</i>	<i>In Rupees</i>		
		<i>2006-07</i>	<i>2007-08</i>	<i>2008-09</i>
<i>1</i>	<i>2</i>	<i>3</i>	<i>4</i>	<i>5</i>
1	Meghalaya Value Added Tax Act.	14450101	17993482	26249243
2	Central Sales Tax Act.	8437338	6657894	10111209
3	Motor Spirit & Lubricants Act	8444089	7577364	17826200
4	Meghalaya Amusement & Betting Tax	153402	356072	897056
5	Meghalaya Passengers & Goods Tax	28857	9177	109410
6.	Electricity Duty Act.	-	-	-
TOTAL:-		31513787	32643989	55193118

SOURCES:- Superintendent Of Taxes,
East Garo Hills, Williamnagar.

XXIX. DISTRICT COUNCIL

TABLE: 29.01

MARKET/HATS AND THEIR AUCTION IN EAST GARO HILLS

<i>Sl. No.</i>	<i>Name of Market/Hat</i>	<i>Market Day/Hat Day</i>	<i>Auction Amount as on 31-3-09 (Settled Amount for the year 1-4-08 to 31-3-09 (In Rupees.)</i>	<i>Distance from Williamnagar (in Km)</i>	<i>Remarks. Daily/Weekly</i>
<i>1</i>	<i>2</i>	<i>3</i>	<i>4</i>	<i>5</i>	<i>6</i>
1	Asil Hat	Thursday	11,050	41	Weekly
2	Bajengdoba Hat	Wednesday	3,12,838	87	Weekly
3	Baghabata Hat	Monday	6,100	112	Weekly
4	Bolsrong Hat	Sunday	4,700	108	Weekly
5	Chinabat Hat	Wednesday	25,000	43	Weekly
6	Chiading Hat	Sunday	12,000	35	Weekly
7	Chilpara Hat	Tuesday	850	99	Weekly
8	Dingok Hat	Saturday	15,475	94	Weekly
9	Dhainadubi Hat	Monday	Nil	91	Weekly
10	Damas Hat	Wednesday	20,000	87	Weekly
11	Dagal Apal Hat	Saturday	5,000	46	Weekly
12	Doburinggittim Hat	Thursday	1,70,000	21	Weekly
13	Dokongsi Hat	Thursday	Nil	-	Weekly
14	Dearek Hat	Wednesday	11,943	-	Weekly
15	Gabil Hat	Wednesday	1,55,000	124	Weekly
16	Gairong Hat	Wednesday	18,000	88	Weekly
17	Gokolgre Hat	Friday	3,25,100	109	Weekly
18	Jadigittim Hat	Wednesday	9,51,000	-	Weekly

19	Kharkutta Hat	Saturday	52,000	120	Weekly
20	Mangsang Bamil Hat	Wednesday	2,69,700	74	Weekly
21	Morongga (Ronga Agal)Hat	Thursday	16,600	81	Weekly
22	Nongalbibra Hat	Saturday	6,15,500	22	Weekly
23	Nogolpara	Monday	28,500	-	Weekly
24	Nangapa Hat	Sunday	1,28,000	43	Weekly
25	Nengsa Hat	Sunday	2,500	98	Weekly
26	Nehru Hat	Sunday	18,500	-	Weekly
27	Nengkra		21,500		
28	Pallak Hat	Wednesday	10,515	-	Weekly
29	Rongsakgre Hat	Tuesday	1,46,100	26	Weekly
30	Rabugong Hat	Friday	67,000		
31	Rongjeng Hat	Monday	4,15,000	55	Weekly
32	Rongmil Hat	Friday	1,05,225	68	Weekly
33	Rongri Hat	Monday	41,000	39	Weekly
34	Rongrong Hat	Thursday	1,21,000	88	Weekly
35	Rongsang Agal Hat	Thursday	Nil	-	Weekly
36	Rongap Hat	Friday	10,050	16	Weekly
37	Rari Hat	Thursday	1,80,000	144	Weekly
38	Songsak Agitok Hat	Wednesday	1,47,000	30	Weekly
39	Samanda Hat	Monday	68,000	17	Weekly
40	Sakware Hat	Sunday	71,000	139	Weekly
41	Sepikol Hat	Thursday	15,500	54	Weekly
42	Seren Memorial Hat	Sunday	13,786	-	Weekly
43	Wageasi Hat	Friday	39,700	81	Weekly
44	Thengchi Hat	Monday	1,61,000	-	Weekly
45	Thapa Hat	Thursday	1,00,200	56	Weekly

SOURCES: Revenue Officer,
Garo Hills District Council, West Garo Hills, Tura.

TABLE: 29.02

**COLLECTION OF TAXES ON PROFESSION, TRADERS, CALLINGS & EMPLOYMENT IN
EAST GARO HILLS**

<i>Sl. No</i>	<i>YEAR</i>	<i>PROFESSION</i>	<i>TRADERS</i>	<i>CALLING & EMPLOYMENT</i>	<i>REMARKS</i>
<i>1</i>	<i>2</i>	<i>3</i>	<i>4</i>	<i>5</i>	<i>6</i>
1	2002-2003	1,24,235	4,05,855	12,80,280	
2	2003-2004	1,41,865	4,46,192	14,15,110	
3	2004-2005	1,66,030	8,22,470	12,21,600	
4	2005-2006	2,07,080	8,58,036	13,17,290	
5	2006-2007	4,11,521	6,69,815	20,52,825	
6	2007-2008	4,10,000	7,42,490	20,97,318	
7	2008-2009	5,68,000	5,05,610	25,37,139	

SOURCES: Revenue Officer,
Garo Hills District Council,
West Garo Hills, Tura.

TABLE: 29.03

FERRY GHATS AND THEIR AUCTION RATE IN GARO HILLS

<i>Sl. No.</i>	<i>Name of Ferry Ghat</i>	<i>Auction Rate (in Rupees) During</i>			<i>Remarks</i>
		<i>2006-07</i>	<i>2007-08</i>	<i>2008-09</i>	
<i>1</i>	<i>2</i>	<i>3</i>	<i>4</i>	<i>5</i>	<i>6</i>
1	Thapa Ferry Ghat	2700	3500	5600	-
2	Rongtot Ferry Ghat	Nil	Nil	Nil	Not settled
3	Rognrong Ferry Ghat	Nil	Nil	Nil	Not settled
4	Nongalbibra Ferry Ghat	250	200	750	-

Sources:- Additional Secretary to the Executive Committee
Garo Hills Autonomous District Council, Tura

TABLE: 29.04
(FOREST BRANCH)
NUMBER OF GATES, WEIGH BRIDGE AND AMOUNT OF STATE SHARE ROYALTY
COLLECTION IN GARO HILLS.

Sl no	Particulars	Nos	AMOUNT COLLECTED DURING						Re- marks	
			2002-03	2003-04	2004-05	2005-06	2006-07	2007-08		2008-09
1	2		3	4	5	6				7
1	Check Gates	Nil	-	-	-	-	NA	NA	NA	
2	Forest Gates	18	-	-	-	-				
3	Toll Gates	Nil	-	-	-	-				
4	Weigh Bridge	2	6,00,000	3,00,000	3,00,000	6,00,000				
5	Any others (Please Specify)	Nil	-	-	-	-				
TOTAL		20	6,00,000	3,00,000	3,00,000	6,00,000	-	-	-	-

SOURCES: Chief Forest Officer,
Garo Hills District Council,
West Garo Hills, Tura.

XXX. P.H.E. (R.W.S.)

TABLE: 30.01

NO. OF VILLAGES BENEFITED WITH DRINKING WATER IN EAST GARO HILLS.

DATE OF ESTABLISHMENT OF SIMSANGGRE SUB-DIVISION OFFICE: 4TH MARCH,1975
DATE OF ESTABLISHMENT OF RESUBELPARA SUB-DIVISION OFFICE: 11-10-1984

Sl. No.	TYPE WATER SUPPLY	NO. OF VILLAGES BENEFITED WITH DRINKING WATER DURING THE YEAR			
		2002-2003	2003-2004	2004-2005	2005-2006
1	2	3	4	5	6
1	Pipe/Tap (Gravity System)	41	42	24	65
2	Tube Well	-	-	-	-
3	Ring well	4	6	-	6
4	Pumping	-	-	-	-
5	Spring Tap Chamber	-	-	-	7
6	Any other Projects (Specify)	-	-	-	-

SOURCES:- (1). Executive Engineer (PHE),
RWS:Division, Simsangiri,
Williamnagar

(2). Executive Engineer (PHE),
RWS:Division, Resubelpara,
East Garo Hills District.

XXXI. JAIL**TABLE: 31.01****NO. OF CONVICTS ADMITTED AND RELEASED OF THE PRISONERS IN THE DISTRICT****DATE OF ESTABLISHMENT: 16TH MAY, 1992**

Reference Year	No. of UTP Admission	No. of Convicts Admitted & Released		No. of UTP Released	Community-Wise Admission & Released of UPT		Re-marks
		Admitted	Released		Admission	Released	
1	2	3		4	5		6
2005-06	89 nos.	Nil		116 nos.	Garos=55 Khasi=5 Naga=2 Assamese=4 Muslim=5 Rabha=16 Bengali=2	Garos=93 Muslim=3 Nepal=1 Naga=1 Assamese=3 Rabha=14 Benagli=1	
2006-07	180 nos.	Garos = 1	Garos = 1	150 nos.	Garos=143 Khasi=7 Assamese=6 Rabha=5 Muslim=14 Bengali=3 Boro=2	Garos=126 Khasi=5 Assamese=2 Rabha=5 Muslim=10 Bengali=2	
2007-08	174 nos.	Nil		140 nos.	Garos=123 Assamese=3 Rabha=9 Muslim=20 Bengali=8 Nepal=4 Boro=2 Behari=5	Garos=96 Assamese=2 Rabha=5 Muslim=18 Bengali=8 Nepal=4 Boro=2 Behari=5	
2008-09	170 nos.	Garos =4	Garos =3	142 nos.	Garos=134 Khasi=5 Assamese=2 Rabha=15 Muslim=10 Nepal=1 Boro=1 Behari=2	Garos=113 Khasi=2 Assamese=2 Rabha=13 Muslim=8 Nepal=1 Boro=1 Behari=2	

**SOURCES:- Superintendent,
District Jail,
East Garo Hills, Williamnagar.**

XXXII. MEDICAL**TABLE: 32.01****NUMBER OF HOSPITALS, DISPENSARIES, PRIMARY HEALTH CENTRE, SUB-CENTRE
AND MEDICAL PERSONAL IN EAST GARO HILLS.****DATE OF ESTABLISHMENT OF OFFICE: 19TH JULY, 1978**

Sl. No	PARTICULARS	2002-03	2003-04	2004-05	2005-06	2006-07	2007-08	2008-09
1	2	3	4	5	6			
1	CIVIL HOSPITALS	-	-	-	1	1	1	1
2	PRIMARY HEALTH CENTRE	17	17	17	17	16	16	16
3	SUB-CENTRE	70	70	70	70	71	72	73
4	DISPENSARIES	1	1	1	1	1	1	1
5	DOCTORS	33	33	35	36	39	43	48
6	PHARMASISTS	8	7	16	21	23	23	24
7	LADY HEALTH VISITOR	6	6	6	8	8	9	9
8	NURSES S/N.	32	33	36	36	57	57	57
9	Auxiliary Nurses Midwife	129	129	129	131	132	132	132
10	INDOOR PATIENTS TREATED:	-	-	1025	1352	1281	350	4432
	MALE	-	-	983	1639	935	299	4426
	FEMALE	-	-	29424	25958	18702	11700	68557
	TOTAL	-	-	59613	54097	33536	21400	135115
11	OUTDOOR PATIENTS TREATED:	-	-	30189	28139	14834	9700	66558
	MALE	-	-	29424	25958	18702	11700	68557
	FEMALE	-	-	1129	36	-	988	6101
	TOTAL	-	-	59613	54097	33536	21400	135115

SOURCES: District Medical & Health Officer,
East Garo Hills, Williamnagar.

TABLE: 32.02**NO OF INCIDENCE OF DIFFERENT DESEASES IN EAST GARO HILLS**

Sl. No	NAME OF DESEASES	2002-03	2003-04	2004-05	2005-06	2006-07	2007-08	2008-09
1	2	3	4	5	6	7	8	9
A	MALARIA	-	-	9059	951	NA	5154	23866
B	DYCENTARY DEIERRTRES (all forms)	-	-	2065	163	NA		11924
C	TUBERCULOSIS	-	-	35	-	-	43	229
D	BIRTH (Live)	-	-	15181	5287	4754	6601	6759
E	INJURY (all category)	-	-	1129	36	-	988	6101
F	OTHER DESEASES SPECIFICATION							

1	INTESTINAL INFECTIOUS DISEASES								
	A Amoebiasis	-	-	-	-	-	-	417	9163
	B Other Intestinal Infectious diseases	-	-	-	-	-	-	397	3420
2	OTHER BACTERIAL DISEASES	-	-	-	-	-	-	746	4729
3	ALL OTHER TYPES OF VIRAL	-	-	-	-	-	-	1987	2477
4	OTHER CERTAIN INFESTIUOS & PARASITE DISEASES	-	-	-	-	-	-	208	3672
5	ANEAMIA	-	-	-	-	-	-	571	6547
6	OTHER PROTIEN ENERGY MALNUTRITION	-	-	-	-	-	-	350	594
7	ENDOCRINE, NUTRITIONAL & METABOLIC DISEASES	-	-	-	-	-	-	298	509
8	MENTAL & BEHAVIOURAL DISEASES	-	-	-	-	-	-	178	184
9	DISEASES OF THE NERVOUS SYSTEM	-	-	-	-	-	-	258	501
10	DISEASES OF THE EYE & ADNEXA	-	-	-	-	-	-	1497	2570
11	DISEASES OF THE EAR & MASTOID PROCESS	-	-	-	-	-	-	1274	2075
12	DISEASES OF THE CIRCULATORY SYSTEM								
	A ACUTE RHEUMATIC FEVER	-	-	-	-	-	-	503	287
	B HYPERTENSIVE HEART DISEASES	-	-	-	-	-	-	142	418
13	DISEASES OF THE RESPIRATORY SYSTEM	-	-	-	-	-	-	11297	13279
14	DISEASES OF THEDIGESTIVE SYSTEM	-	-	-	-	-	-	10982	14959
15	DISEASES OF THE SKIN & SUBCUTANEOUS TISSUE	-	-	-	-	-	-	1648	5942
16	DISEASES OF THE	-	-	-	-	-	-	987	1608

	MUSCU- LUSKELETAL SYSTEM & CONNECTIVE TISSUE							
17	DISEASES OF THE URINAL SYSTEM	-	-	-	-	-	1345	5408
18	CERTAIN CONDITIONS ORIGINATING IN THE PERINATAL PERIOD	-	-	-	-	-	142	138
19	SYMPTOMS, SIGNS & ABNORMAL CLINICAL & LABORATORY FINDINGS NOT ELSEWHERE CLASSIFIED	-	-	-	-	-	20498	23988
20	MINOR AILMENTS	-	-	-	-	-	1242	1532
21	WORM INFESTATION	-	-	-	-	-	1646	1822

SOURCES: District Medical & Health Officer,
East Garo Hills, Williamnagar.

BIRTHS, DEATHS & INFANT MORTALITY (2004-2009)

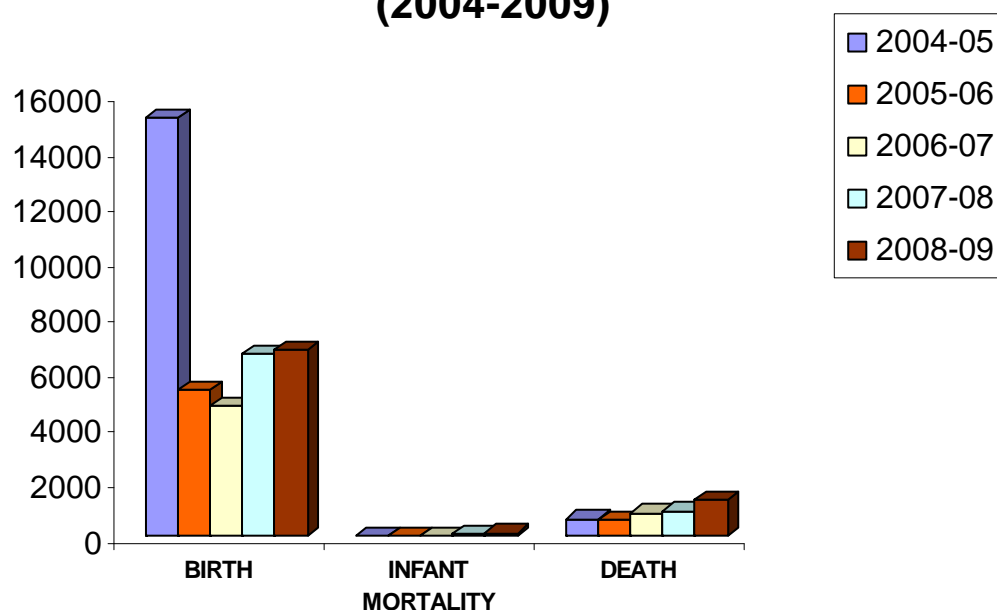


TABLE: 32.03

BIRTHS, DEATHS AND INFANTS MORTALITY

Sl. No	PARTICULARS	2002-03	2003-04	2004-05	2005-06	2006-07	2007-08	2008-09	
1	2	3	4	5	6	7	8	9	
1	BIRTH	MALE	-	-	7493	3047	2498	3810	3418
		FEMALE	-	-	7688	2240	2256	2791	3341
		TOTAL	-	-	15181	5287	4754	6601	6759
2	INFANT MORTALITY	-	-	48	24	26	105	135	
3	DEATHS	MALE	-	-	422	366	507	544	753
		FEMALE	-	-	215	223	343	387	591
		TOTAL	-	-	637	589	850	931	1344

SOURCES: District Medical & Health Officer,
East Garo Hills, Williamnagar.

TABLE: 32.04

PROGRESS OF FAMILY WELFARE PROGRAMME IN EAST GARO HILLS

Sl. No	NAME	2002-03	2003-04	2004-05	2005-06	2006-07	2007-08	2008-09
1	2	3	4	5	6	7	8	9
1	I.U.D.	216	173	141	320	320	264	429
2	VASECTOMY	-	-	-	-	-	-	-
3	CONVENTIONAL ANTRACPTION	265	343	478	541	641	902	801
4	PILLS	1332	1363	1475	1695	1695	1398	2975
5	OTHERS (specify)	-	-	-	-	-	-	-

SOURCES: District Medical & Health Officer,
East Garo Hills, Williamnagar.

XXXIII. KHARKUTTA COMMUNITY & RURAL DEVELOPMENT BLOCK

TABLE: 33.01

PARTICULARS OF TARGET AND ACHIEVEMENT OF DIFFERENT SCHEMES AND PROJECT.

DATE OF ESTABLISHMENT OF OFFICE:

Project	2006-2007					2007-2008				
	U N I T	Financial		Physical		U N I T	Financial		Physical	
		Target	Achievement	Target	Achievement		Target	Achievement	Target	Achievement
1	2	3	4	5	6	7	8	9	10	11
SGRY		4802174	4802174	202	202		3323003	3323003	58	58
SF/MF		369230	369230	8	8		448718	448718	6	6
CD SCHEME		720511	720511	109	109		719845	719845	122	122
CRRP		420000	420000	42	42		420000	420000	21	21
IA & CDP		250000	250000	11	11		250000	250000	33	33
DTFM		250000	250000	11	11		250000	250000	5	5
IS & YDP		250000	250000	13	13		250000	250000	5	5
SRWP		9231000	9231000	204	204		5000000	5000000	87	87
SGSY		80000	80000	8	8		200000	200000	20	20
NSAP		625100	625100	329	329		818000	818000	345	345

Sources:- Block Development Officer,
Kharkutta C & R.D. Block,
East Garo Hills District.

XXXIV. DAMBO-RONGJENG COMMUNITY & RURAL DEVELOPMENT BLOCK**TABLE: 34.01****PARTICULARS OF TARGET AND ACHIEVEMENT OF DIFFERENT SCHEMES AND PROJECT.****DATE OF ESTABLISHMENT OF OFFICE: 1st April, 1956**

Project	2006-2007					2007-2008				
	U N I T	Financial		Physical		U N I T	Financial		Physical	
		Target	Achievement	Target	Achievement		Target	Achievement	Target	Achievement
1	2	3	4	5	6	7	8	9	10	11
SGRY	-	4436786	4436786	167	167	-	1335981	1335981	22	22
SP/MF	-	738460	738460	12	12	-	897436	897436	15	15
CD	-	720511	720511	61	61	-	719845	719845	78	78
CRRP	-	563000	563000	24	24	-	536000	536000	25	25
IA & CDP	-	250000	250000	10	10	-	250000	250000	15	15
DTEM	-	250000	250000	10	10	-	250000	250000	11	11
SRWP	-	6205000	6205000	24	24	-	6220000	6220000	33	33
SGSY	-	SHGS	SHGS	138	138	-	SHGS	SHGS	155	155
NFBS		30000	30000	3	3		220000	220000	22	22
NOAP		80500	80500	805	805		80500	80500	805	805
MPLADS	-	1000000	1000000	12	12	-	112500	112500	5	5

Sources:- Block Development Officer,
Dambo-Rongjeng C & R.D. Block,
East Garo Hills District.

XXXV. SONGSAK COMMUNITY & RURAL DEVELOPMENT BLOCK**TABLE: 35.01****PARTICULARS OF TARGET AND ACHIEVEMENT OF DIFFERENT SCHEMES AND PROJECT.****DATE OF ESTABLISHMENT OF OFFICE:1962**

Project	2006-2007					2007-2008				
	U N I T	Financial		Physical		U N I T	Financial		Physical	
		Target	Achievement	Target	Achievement		Target	Achievement	Target	Achievement
1	2	3	4	5	6	7	8	9	10	11
(ASMF) M.I.P	18	260000	260000	13	13	-	-	-	-	-
(ASMF) Diesel Pump Project	3	31330	31330	3	3	-	-	-	-	-
(ASMF) Land Development Project	28	67900	67900	28	28	-	-	-	-	-
S.G.R.Y.	14	1173000	1173000	10621	10621	-	-	-	-	-
S.G.R.Y.	-	712500	712500	7820	7820	-	-	-	-	-
S.G.R.Y.	189	4526502	4526502	37842	37842	-	-	-	-	-
S.G.R.Y.	-	-	-	-	-	56	5244005	5244005	30370	30370

Sources:- Block Development Officer,
Songsak C & R.D. Block,
East Garo Hills District.

XXXVI. SAMANDA COMMUNITY & RURAL DEVELOPMENT BLOCK

**TABLE: 36.01
PARTICULARS OF TARGET AND ACHIEVEMENT OF DIFFERENT SCHEMES AND
PROJECT.**

DATE OF ESTABLISHMENT OF OFFICE:1982

Project	2007-2008					2008-2009				
	U N I T	Financial		Physical		U N I T	Financial		Physical	
		Target	Achievement	Target	Achievement		Target	Achievement	Target	Achievement
1	2	3	4	5	6	7	8	9	10	11
M.P.L.A. D.	5	1100000	1100000	110000 0	110000 0	5	350000	350000	350000	350000
I.A.Y.	75	728250	728250	728250	728250	-	-	-	-	-
S.R.W.P.	571	5000000	5000000	500000 0	500000 0	115	1380000	1380000	138000 0	1380000
S.G.R.Y.	76	7333432	7333432	733343 2	733343 2	67	5662274	5662274	566227 4	5662274
ASF/MF	30	369230	369230	369230	369230	24	448718	448718	448718	448718
C.D. SCHEME	6	720511	720511	720511	720511	6	719845	719845	719845	719845
C.R.R.P.	50	450000	450000	450000	450000	27	312500	312500	312500	312500
I.S.Y.D.P.	8	200000	200000	200000	200000	8	250000	250000	250000	250000
S.G.S.Y.	100	22000	22000	22000	22000	-	-	-	-	-
N.S.A.P.	797	1036100	1036100	103610 0	103610 0	35	7000	7000	7000	7000
N.O.A.P.	832	499200	499200	499200	499200	797	159400	159400	159400	159400
N.O.A.P.	-	-	-	-	-	793	1469400	1469400	146940 0	1469400
N.F.S.B.	-	-	-	-	-	25	250000			
I.A.C.D.P.	-	-	-	-	-	3	75000	75000	75000	75000

Sources:- Block Development Officer,
Samanda C & R.D. Block,
East Garo Hills District.

XXXVII. RESUBELPARA COMMUNITY & RURAL DEVELOPMENT BLOCK

TABLE: 37.01
PARTICULARS OF TARGET AND ACHIEVEMENT OF DIFFERENT SCHEMES AND PROJECT.

DATE OF ESTABLISHMENT OF OFFICE: 24TH APRIL, 2001

Project	2007-2008					2008-2009				
	U N I T	Financial		Physical		U N I T	Financial		Physical	
		Target	Achievement	Target	Achievement		Target	Achievement	Target	Achievement
1	2	3	4	5	6	7	8	9	10	11
I.A.Y. (Central)	-	-	-	-	-	150	5775000	5775000	150	150
SGRY-I (Central & State)	-	6349857	6349857	134			-	-	-	-
NOAPS (Central & State)	715	1854900	1854900	687		687	1786200	1786200	687	687
NFBS (Central)	-	350000	350000	35		10	350000	100000	35	10
ASF/MF (Central)	-	9	9	9		-	538460	-	10	-
C.D. (State)	-	657345	657345	75	75	-	657345	657345	75	75
CRRP (State)										
1 41-Mendipathar	-	500000	500000	16	16	-	-	-	-	-
2 42-Resubelpara	-	500000	500000	29	29	-	-	-	-	-
3 44-Bajengdoba	-	500000	500000	16	16	-	-	-	-	-
SRWP (State)										
1 41-Mendipathar	-	1000000	1000000	90	90	-	1000000	8150000	55	55
2 42-Resubelpara	-	1000000	1000000	18	18	-	1000000	7885000	47	47
3 44-Bajengdoba	-	1000000	1000000	27	27	-	1000000	4306000	28	28
MPLADS (Central)	-	1300000	1300000	8	8	-	1250000	437500	4	2
CMSRDP (State)	-	-	-	-	-	-	-	-	-	-
IAC & DP (State)										
1 41-Mendipathar	-	-	-	-	-	-	250000	250000	10	10
2 42-Resubelpara	-	250000	250000	10	10	-	250000	250000	1	1
3 44-Bajengdoba	-	-	-	-	-	-	-	-	-	-
ISYDP (State)										
1 41-Mendipathar	-	-	-	-	-	-	-	-	-	-
2 42-Resubelpara	-	500000	500000	15	15	-	-	-	-	-
3 44-Bajengdoba	-	-	-	-	-	-	-	-	-	-
DTFM (State)										
1 41-Mendipathar	-	-	-	-	-	-	250000	250000	7	7
2 42-Resubelpara	-	250000	250000	10	10	-	250000	250000	1	1
3 44-Bajengdoba	-	-	-	-	-	-	-	-	-	-
DISASTER (Central)	-	-	-	-	-	-	-	-	-	-

Sources:- Block Development Officer,
Resubelpara C & R.D. Block,
East Garo Hills District.

XXXVIII. RESUBELPARA ICDS PROJECT**TABLE: 38.01
SCHEME-WISE/PROJECT-WISE EXPENDITURE DURING 2002-2006.**

Sl. No.	NAME OF SCHEME/PROJECT	SOURCE	IN RUPEES				RE-MARKS
			2002-03	2003-04	2004-05	2005-06	
1	2	3	4	5	6	7	8
1.	Honorarium for AWW/Helpers		6,70,431	19,43,552	13,43,552	13,43,428	
2.	T.A. of Establishment		1,34,137	1,01,322	2,25,000	1,68,941	
3.	Contingency of AWWs.		52,438	45,000	30,000	23,000	
4.	Basic Equipment		Nil	Nil	39,155	Nil	
5.	Maintenance of Vehicle						
	a. Minor		18,000	27,981	25,000	26,352	
	b. Major		54,510	Nil	Nil	Nil	
6.	Orientation		10,000	20,000	22,450	Nil	
7.	Furniture at AW/level		93,610	56,160	Nil	Nil	
8.	I.E.C.P.		25,000	25,000	25,000	25,000	
9.	Adolescent Girls Scheme		1,36,290	21,710	76,350	60,000	
10.	Rent Rates & Taxes		41,796	41,796	41,796	Nil	

SOURCES : Child Development Project Officer,
Resubelpara ICDS Project,
East Garo Hills, District.

TABLE: 38.02**SCHEME-WISE PROJECT WISE EXPENDITURE ON SNP SCHEME.**

Sl. No.	Name of Project Scheme	Sources	IN RUPEES				RE-MARKS
			2002-2003	2003-2004	2004-2005	2005-2006	
1	2	3	4	5	6	7	8
1.	SNP Food-Stuff		5,54,054	11,42,161	1,14,2161	1,770,532	
2.	Fuel/Fire Wood		64,549	2,21,924	2,21,924	2,62,437	
3.	Transportation		1,80,833	7,93,500	7,93,500	4,83,849	
4.	Condiments		6,003	-	-	-	
5.	Wages		30,000	30,000	30,000	30,000	
6.	SNP Honorarium		90,000	90,000	90,000	90,000	
7.	Adolescent Girl		32,898			71,408	
8.	Balika					40,781	

SOURCES : Child Development Project Officer,
Resubelpara ICDS Project,
East Garo Hills, District.

XXXIX. RONGJENG ICDS PROJECT

TABLE: 39.01

SCHEME-WISE/PROJECT-WISE EXPENDITURE DURING 2005-2009.
DATE OF ESTABLISHMENT: 10TH NOVEMBER, 1990

Sl No	Particulars of Scheme implemented during (in number)	2005-06		2006-07		2007-08		2008-09		Re- marks	
1.	SUPPLEMENTARY NUTRITION PROGRAMME (SNP)										
	Beneficiaries:										
	i).	0 month to 1 year		...	NA.	6055		-			
	ii).	1 year to 3 years		3360	NA.	2820		3010			
	iii).	3 years to 6 years		MC = 4210	MC = NA.	MC = 4359		MC = 4371			
				SMC= 65	SMC= NA.	SMC= 10		SMC= 5			
	iv).	Pregnant & Nursing Mother		N.A.	N.A	2718		2718			
2	Health Checkup		Mal e	Fema le	Mal e	Fema le	Mal e	Fema le	Mal e	Fema le	
	i).	Children		1072	1080	NA	NA	4244	4265	4053	4162
	ii).	Mother		-	2152	NA	NA	-	3357	-	3274
3.	IMMUNIZATION										
	i)	B.C.G		323	316	NA	NA	481	496	534	541
	ii)	D.P.T.		1125	1141	NA	NA	1530	1554	1481	1486
	iii)	POLIO		1125	1141	NA	NA	1530	1554	1481	1486
	iv)	D.T.		401	407	NA	NA	740	756	503	510
	v)	T.T.		430	392	NA	NA	-	1693	-	1712
	vi)	Vitamin A Solution		3312	3317	NA	NA	13	10	660	667
	vii)	Iron Tab.		6015	6012	NA	NA	4	5	298	293
	viii)	Mothers		-	2009	NA	NA	-	8	-	1003
4.	Referral services										
	i)	Children		279	276	NA		10	11	20	16
	ii)	Mother		-	238	NA		6		22	
5.	PRE-SCHOOL EDUCATION										
	i)	Boys		5147	-	NA		2183		2185	
	ii)	Girls		-	5165	NA		2186		2191	
6.	NUTRITION AND HEALTH EDUCATION										
	No. of Feeding days during the year:-										
	YEAR		1 st Quarter		2 nd Quarter		3 rd Quarter		4 th Quarter		
	2005-2006		75 days		75 days		75 days		75 days		
	2006-2007		NA		NA		NA		NA		
	2007-2008		75 days		75 days		75 days		75 days		
	2008-2009		75 days		75 days		75 days		75 days		

SOURCES : Child Development Project Officer,
Rongjeng ICDS Project,
East Garo Hills, District.

TABLE: 39.02

SCHEME-WISE/PROJECT-WISE EXPENDITURE ON SNP SCHEME

Sl. No.	NAME OF SCHEME/PROJECT	SOURCE	IN RUPEES				RE-MARKS
			2005-06	2006-07	2007-08	2008-09	
1	2	3	4	5	6	7	8
1.	Rongjeng ICDS Project	Foodstuffs	32,99,136	-	-	44,66,723 (44.66) Lakhs	
2.	Centre SNP State	Transportation	32,09,009	-	-	2,74,753 (2.74) Lakhs	
3.	Fuel		65,08,045	-	-	81,233 (0.81) Lakhs	

SOURCES : Child Development Project Officer,
Rongjeng ICDS Project, East Garo Hills, District.

XXXX. SONGSAK ICDS PROJECT

TABLE: 40.01

SCHEME-WISE/PROJECT-WISE EXPENDITURE DURING 2002-2006.

DATE OF ESTABLISHMENT: _____

Sl No	Particulars of Scheme implemented during (in number)	2005-06	2006-07	2007-08	2008-09	Re-marks
1	2	3	4	5	6	7
1.	SUPPLEMENTARY NUTRITION PROGRAMME (SNP)					
	Beneficiaries:	Male	Female			
	i). 0 month to 1 year	323	304	999	1000	811
	ii). 1 year to 3 years	777	787	2168	1962	2097
	iii). 3 years to 6 years					
	M.C.			2874	2762	2932
	S.M.C.	1123	1060	2	3	2
	iv). Pregnant & Nursing Mother	-	666	1036	912	1046
2	Health Checkup					
	i). Children		410	1030	1471	1716
	ii). Mother		201	430	636	663
						No. of boys & girls are not recorded in the report
3.	IMMUNIZATION					
	i) B.C.G		223	445	668	684

	ii)	D.P.T.	941	1572	1888	1973	
	iii)	POLIO	941	1579	1888	1973	
	iv)	D.T.	101	251	376	259	
	v)	T.T.	281	663	971	944	
	vi)	Vitamin A Solution	6109	623	667	1898	
	vii)	Iron Tab.	9964	1849	823	1909	
	viii)	Mothers	1118	1018	201	1619	
4.	Referral services						
	i)	Children	216	246	233	109	
	ii)	Mother	107	165	124	85	
5.	PRE-SCHOOL EDUCATION						
	i)	Boys	1185	1514	1648	1473	
	ii)	Girls	1117	1490	1645	1461	
6.	<u>NUTRITION AND HEALTH EDUCATION</u>						
	No. of Feeding days during the year:-						
	YEAR	1st Quarter	2nd Quarter	3rd Quarter	4th Quarter		
	2005-2006	75 days	75 days	75 days	75 days		
	2006-2007	75 days	75 days	75 days	75 days		
	2007-2008	75 days	75 days	75 days	75 days		
	2008-2009	75 days	75 days	75 days	75 days		

SOURCES : Child Development Project Officer,
Songsak ICDS Project,
East Garo Hills, District.

TABLE: 40.02

SCHEME-WISE/PROJECT-WISE EXPENDITURE ON SNP SCHEME

Sl. No.	NAME OF SCHEME/PROJECT	SOURCE	IN RUPEES				RE-MARKS
			2005-06	2006-07	2007-08	2008-09	
1	2	3	4	5	6	7	8
1.	ICDS GENERAL	Centre	22,06,454	22,44,949	2889502	3315620	
		State	-	-	-	-	
2.	S.N.P	Centre	14,80,560	19,53,443	4809408	5935930	
		State	1,71,583	30,000	-	84000	

SOURCES : Child Development Project Officer,
Songsak ICDS Project,
East Garo Hills, District.

XXXXI. SAMANDA ICDS PROJECT**TABLE: 41.01****SCHEME-WISE/PROJECT-WISE EXPENDITURE DURING 2002-2006.****DATE OF ESTABLISHMENT: 10th November,1990**

Sl. No	Particulars of Scheme implemented during (in number)	2005-06		2006-07		2007-08		2008-09		Re- marks
1	2	3		4		5		6		7
1.	SUPPLEMENTARY NUTRITION PROGRAMME (SNP)									
	Beneficiaries:	Mal e	Fema le	Mal e	Fema le	Mal e	Fema le	Mal e	Fema le	
	i). 0 month to 1 year	181	183	1058		1192		1182		
	ii). 1 year to 3 years	393	403	1310		1443		1450		
	iii). 3 years to 6 years	836	830	MC= 2583 SMC= Nil		MC= 2760 SMC= Nil		MC= 2760 SMC= Nil		
	iv). Pregnant & Nursing Mother	-	450	837		915		915		
2	Health Checkup									
	i). Children		256	360	374	1360	1363	1054	1054	
	ii). Mother		142	305		422		742		
3.	IMMUNIZATION									
	i) B.C.G		256	27	27	21	29	29	30	
	ii) D.P.T.		64	140	141	72	73	29	31	
	iii) POLIO		105	140	141	40	40	29	31	
	iv) D.T.		208	98	70	64	65	60	73	
	v) T.T.(for pregnant woman)		338	0	90	0	90	0	53	
	vi) Vitamin A Solution		242	448	448	643	643	0	0	
	vii) Iron Tab.		450	860	942	1041	1241	648	650	
	viii) Mothers)		380	292		306		382		
4.	Referral services									
	i) Children		214	1360	1395	925	925	58	59	
	ii) Mother		217	298		105		95		
5.	PRE-SCHOOL EDUCATION									
	i) Boys		1300	1256		1393		1395		
	ii) Girls		1283	1327		1367		1395		
6.	<u>NUTRITION AND HEALTH EDUCATION</u>									
	No. of Feeding days during the year:-									
	YEAR	1st Quarter	2nd Quarter	3rd Quarter	4th Quarter					
	2005-2006	75 days	75 days	75 days	75 days					
	2006-2007	75 days	75 days	75 days	75 days					
	2007-2008	75 days	75 days	75 days	75 days					
	2008-2009	75 days	75 days	75 days	75 days					

2005-2006 : From ICDS Centre only

SOURCES : Child Development Project Officer,
Samanda ICDS Project,
East Garo Hills, District.

XXXXII. KHARKUTTA ICDS PROJECT

TABLE: 42.01

SCHEME-WISE/PROJECT-WISE EXPENDITURE DURING 2002-2006.

DATE OF ESTABLISHMENT: _____

Sl. No	Particulars of Scheme implemented during (in number)	2002-03		2003-04		2004-05		2005-06		Re- marks
1	2	3		4		5		6		7
1.	SUPPLEMENTARY NUTRITION PROGRAMME (SNP)									
	Beneficiaries:	Mal e	Fema le	Mal e	Fema le	Mal e	Fema le	Mal e	Fema le	
	i). 0 month to 1 year	-	-	-	-	-	-	1057	1065	
	ii). 1 year to 3 years	-	-	-	-	-	-	1059	1054	
	iii). 3 years to 6 years	-	-	-	-	-	-	1530	1534	
	iv). Pregnant & Nursing Mother	-	-	-	-	-	-	-	2003	
2	Health Checkup									
	i). Children		-		-		-	61	25	
	ii). Mother		-		-		-		28	
3.	IMMUNIZATION									
	i) B.C.G		-		-		-		87	
	ii) D.P.T.		-		-		-		199	
	iii) POLIO		-		-		-		199	
	iv) D.T.		-		-		-		129	
	v) T.T.		-		-		-		121	
	vi) Vitamin A Solution		-		-		-		11	
	vii) Iron Tab.		-		-		-		15	
	viii) Mothers)		-		-		-		7	
4.	Referral services									
	i) Children		-		-		-		0	
	ii) Mother		-		-		-		0	
5.	PRE-SCHOOL EDUCATION									
	i) Boys		-		-		-		1530	
	ii) Girls		-		-		-		1534	
6.	<u>NUTRITION AND HEALTH EDUCATION</u>									
	No. of Feeding days during the year:-									
	YEAR	1st Quarter	2nd Quarter	3rd Quarter	4th Quarter	TOTA L				
	2002-2003	-	-	-	-	-				
	2003-2004	-	-	-	-	-				
	2004-2005	-	-	-	-	-				
	2005-2006	75 days	75 days	75 days	75 days	300				

SOURCES : Child Development Project Officer,
Kharkutta ICDS Project,
East Garo Hills, District.