

Findings from CPGRAMS for Meghalaya (July, 2024)

Submitted to

**The Planning Investment Promotion and Sustainable Development
Department**

Government of Meghalaya



Public Affairs Centre, Bangalore

July 2024



Executive Summary

- The government of Meghalaya received 126 grievances during July among them 112 (89%) are related to Local/ Internet.
- 528 grievances were brought forward leading to a total of 654. Among them, majority of the grievances are with local/internet (563), followed by PMO (73), President Secretariat (12), DARPG (5) and Pension (1) till the date.
- The disposed cases during the period is **31** and majority of these are disposed under Local/Internet (25).
- The pending cases, as on today are 623. It was 528 last month.
- Among the existing pending grievances (623), 466 (75%) grievances are with subordinates.
- Among all the pending grievances in Meghalaya, The **Office of the Deputy Commissioner North Garo Hills** has a significant majority of 59% (226) pending cases.
- As compared to the previous month (June), the disposal rate has increased in July (31) but, the absolute number of pending grievances is more due to more cases being brought forward (528).
- The feedback analysis indicates that the levels of satisfaction expressed by the people increased during last month (45%) showing improved service.
- From January to July, the data indicates 72% of the people are happy with redressal mechanism. Therefore, quick redressal will help to reach the highest target.

Recommendations

- The Grievance Redress in Meghalaya is to function more effectively Pendency is more with subordinates, hence strict directions to be given to them to address them within a deadline.
- 86 percent of pending grievances are related to local/internet. Addressing them will reduce the pendency only to 14 percent.
- Efforts to be made to dispose the long pending cases of more than one year immediately. This will increase the efficiency of governance & improve the position of Meghalaya. 38 (6%) are pending from past one year (**annexure 10**).



-
- 8 grievances received from PMO office and other states are pending for more than one year i.e. average days 515.
 - Some immediate actions have to be taken for those grievances which may not be pertaining to those departments and hence are pending for long and has no closure. It is observed that, eight grievances are long pending.
 - There are 498 cases pending for more than 30 days. As per the OM from DAPRG (July 2022) the grievances received on CPGRAMS shall be resolved promptly as soon as they are received but within a maximum period of 30 days. In case redressal is not possible within the prescribed timeframe due to the circumstances such as sub-indices matters/policy issues etc., an interim/appropriate reply shall be given to the citizen. Action needs to be taken on these grievances,
 - Weekly updates should be informed to the specific departments with more pendency.
 - A proper time line system should be followed for disposing the grievances within 30 days at department and subordinate level with an established system of coordination and communication.
 - Consultancy and department visit from the Personal and Administrative Reforms department have to be carried out to the top-pending departments to understand the grassroots problems and provide technical assistance. Follow up is required.



Table of Contents

1. Introduction	6
2. Overview of grievances in Meghalaya	6
3. Status of grievances received by Meghalaya	7
4. Month wise status of grievances	7
5. Age-wise status of grievances.....	8
6. Departments with highest pending grievances (subordinates).....	9
7. Trend in pending grievances.....	10
8. Departments with highest number of disposals (subordinates)	10
9. Acceptance of Cases	11
10. Logins of subordinate departments	12
11. Feedback Analysis.....	12
11.1 Call Centre	12
11.2 Grievance	13
12. Major Observations: Comparison of June and July 2024	14
12.1 Office of the Deputy Commissioner North Garo Hills	14
12.2 Agriculture Department Govt of Meghalaya.....	14
12.3 Office of the Deputy Commissioner Ri Bhoi District	15
12.4 Power Department	15
12.5 Transport Department	16
12.6 Health and Family Welfare Department	16
13. Departments with pending grievances for more than 6 months	17
14. Departments with pending grievances for more than 1 year.....	18
15. Major findings	18
16. Recommendations.....	19
Annexures	20
Annexure 1: Distribution of Departments with grievances and pendency with subordinates	20
Annexure 2: Distribution of Departments with grievances and disposed with subordinates	22
Annexure 3: Status grievances brought forward, received, pending and disposal from Meghalaya and other states	24
Annexure 4: Top departments having more pendency.....	25
Annexure 5: Top departments disposed more grievances	26



Annexure 6: Department with highest logins	26
Annexure 7: Department with less logins	27
Annexure 8: Department with zero logins (Not Applicable).....	27
Annexure 9: Departments with Grievances pending more than six months.....	27
Annexure 10: Departments with Grievances pending more than one year	28



1. Introduction

Centralized Public Grievance Redress and Monitoring System (CPGRAMS) is an online platform available to the citizens 24x7 to lodge their grievances to the public authorities on any subject related to service delivery. It is a single portal connected to all the Ministries/Departments of Government of India and States. DARPG has integrated Bhashini with the CPGRAMS Portal from 25th July, 2023. It is an API based language translation platform which is being utilized in the CPGRAMS platform for both Grievance Redressal Officer and Citizen Interfaces.

DARPG also developed a dedicated portal to monitor the real time status of grievances. Anuvadini tool, a voice and document AI translation tool consisting of multitude of features is being used to translate the CPGRAMS Monthly Reports in the regional languages

In June, 2024, 55134 PG cases were received for the States/UTs and 69940 PG cases were redressed. The monthly disposal in States/UTs increased from 55940 PG cases at the end of May, 2024, to 69940 PG cases at the end of June, 2024. 32 States/UTs have Average Closing Time of their grievances beyond the Standard Redressal Time of 30 days

2. Overview of grievances in Meghalaya

The government of Meghalaya received 126 grievances during July and 528 grievances were brought forward leading to a total of 654. Among them, majority of the grievances are with local/internet (563), followed by PMO (73), President Secretariat (12), DARPG (5) and Pension (1) till the date. Out of 126 grievances received 112 are from local/internet, PMO (12), President Secretariat (2) and Pension (2) during July. The disposed cases during the period is 31 and majority of these are disposed under Local/Internet (25), and 5 from PMO and one from Pension. Further, among the existing pending grievances (623), 466 (75%) grievances are with subordinates.

Figure 1: Overview of grievances

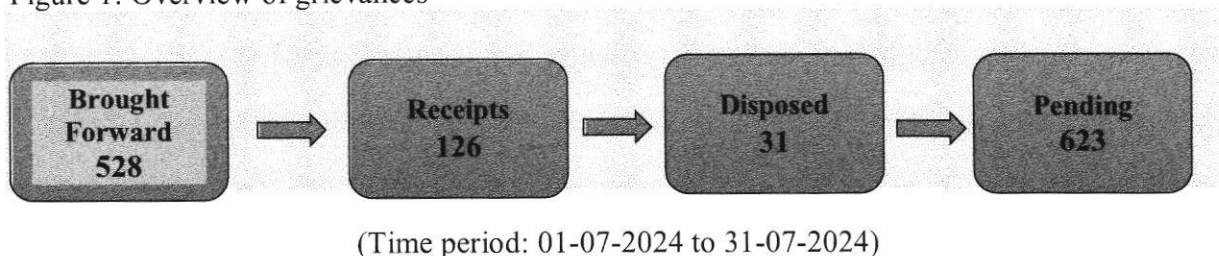




Table 1a: Overview of grievances

Grievance Source	Brought Forward	Receipt During Period	Total Receipt	Disposed During Period	Closing Balance	Yet to Assess	At our Office	With Subordinate
DARPG	5	0	5	0	5	2	0	3
Direct from complainant	451	112	563	25	538	64	57	417
President Secretariat	10	2	12	0	12	1	6	5
Pension	0	1	1	1	0	0	0	0
PMO	62	11	73	5	68	11	16	41
Total	528	126	654	31	623	78	79	466

Source: CPGRAMS, July 2024

3. Status of grievances received by Meghalaya

Out of the total 126 cases received, 98% of the grievances are received from the state itself (123), and the remaining four pertaining to Meghalaya are received from other states Assam (1), West Bengal (1), and Uttar Pradesh (1).

The number of disposals is slightly increased in July as compared to June, is 31 and 11 respectively. Among them, 30 grievances are disposed which are from Meghalaya, and 1 from Maharashtra.

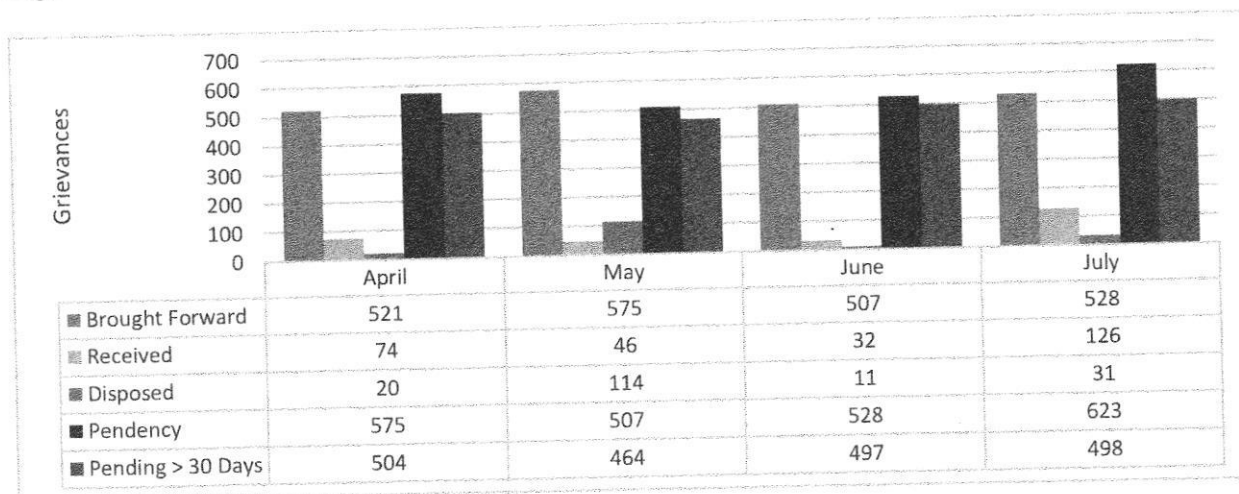
- The pending cases are 623 and this is a serious matter. It is necessary to look into the pending cases and take actions to close them.
- The addition is due to more cases received in July 2024.

4. Month wise status of grievances

The following figure explains the month wise status of grievances, 126 grievances are received in July and 528 are brought forwarded from June. It is noticeable that, around 5 percent cases are disposed in July which is high when compared to June. Further, 623 grievances are pending and it is more as compared with last month (528).



Figure 2: Month wise status of brought forward, receipts, disposal and pendency



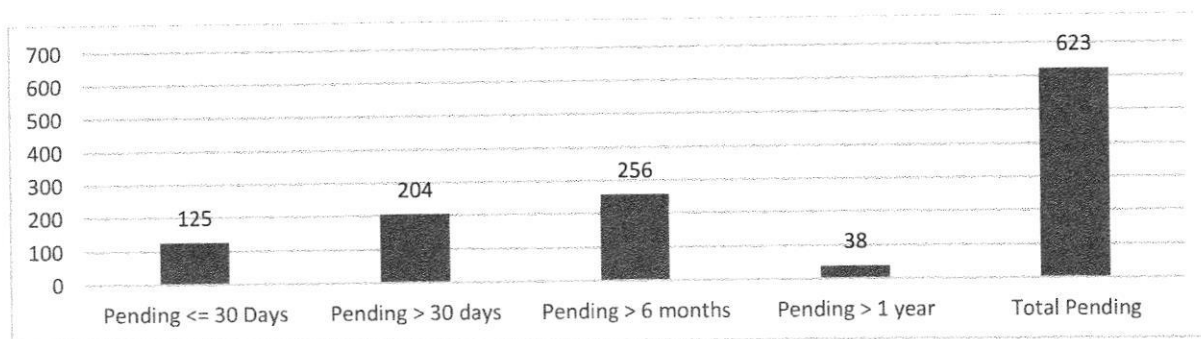
Source: CPGRAMS, April and July 2024

Note: Current Pendency= Earlier month pendency + Cases received during the month – Cases disposed off. The cases disposed of during the Month of July are 31. The pendency of cases greater than 30 days has increased (498).

5. Age-wise status of grievances

The following figure shows the age wise status of grievances pending among the total pendency of the grievances is 623 in July. Out of this, 125 (20 %) grievances pending in less than 30 days, 204 (33%) are between 30 to 180 days, 256 (41%) are from past 6 months (**annexure 9**) and 38 (6%) are pending from past one year (**annexure 10**).

Figure 3: Age-wise status of grievances pending



Source: CPGRAMS, July 2024

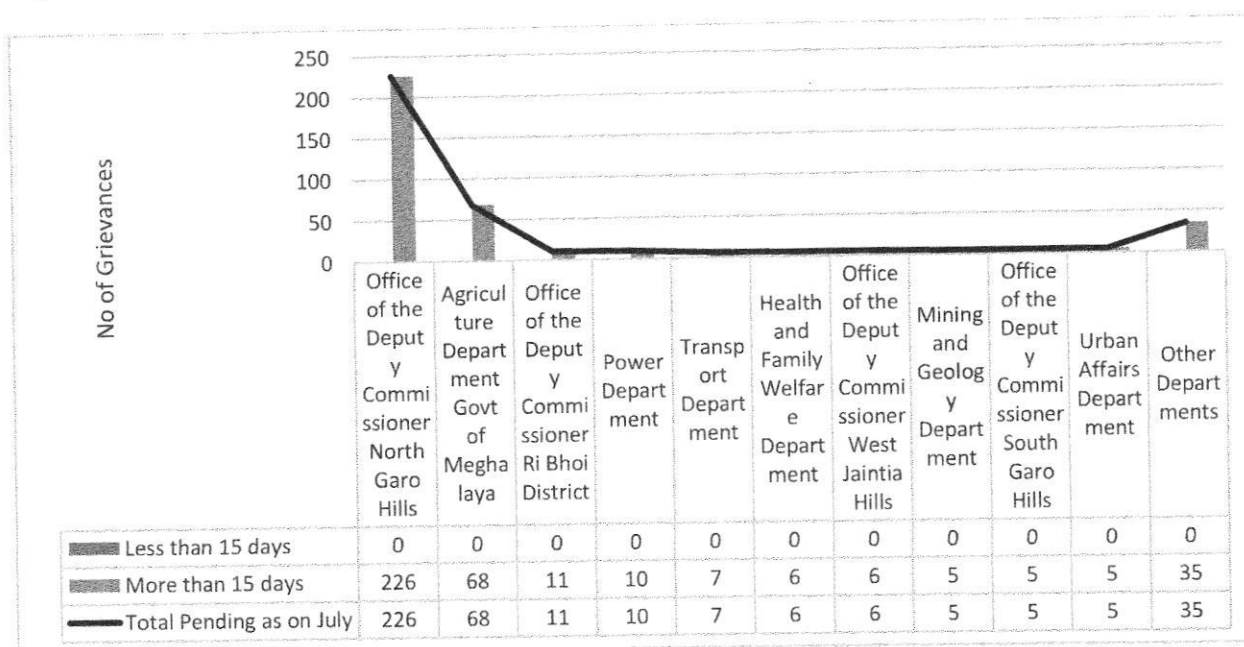


There are 498 cases pending for more than 30 days. As per the OM from DAPRG (July 2022) the grievances received on CPGRAMS shall be resolved promptly as soon as they are received but within a maximum period of 30 days. In case redressal is not possible within the prescribed timeframe due to the circumstances such as sub-judice matters/policy issues etc., an interim/appropriate reply shall be given to the citizen.

6. Departments with highest pending grievances (subordinates)

Out of the total pending grievances with subordinates, 91 percent are pending with the following departments. Office of the Deputy Commissioner North Garo Hills has maximum cases (226)

Figure 4: Distribution of Departments with pending grievances



Source: CPGRAMS, July 2024



7. Trend in pending grievances

The figures 5 & 6 shows the trend of pending and disposal grievances from April to July 2024.

Figure 5: Trend of pendency over the months

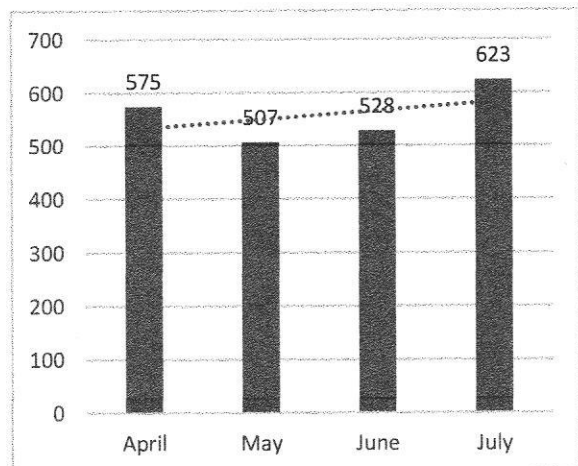
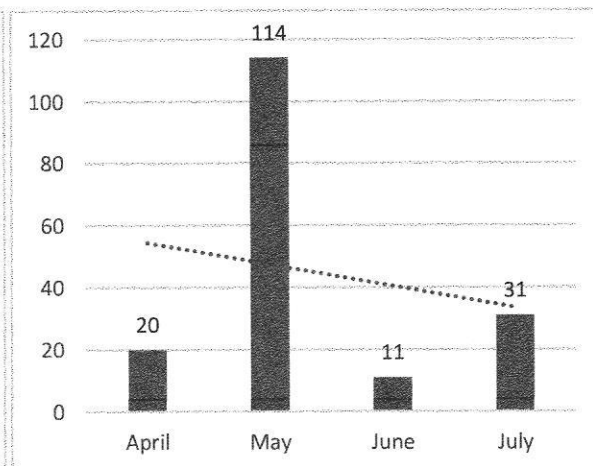


Figure 6: Trend of disposal over the month



Source: CPGRAMS, April to July 2024

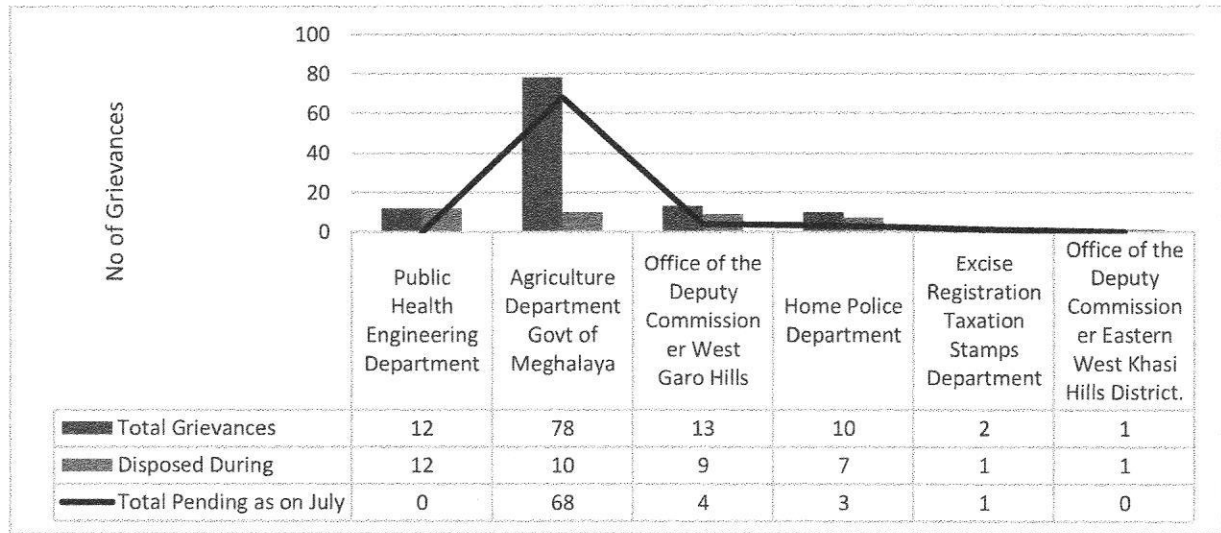
There is a noticeable fluctuating trend indicating that grievances are not being resolved. In July, there are more pending grievances compared to June as shown in Fig.5. Additionally, the number of disposed cases is increased in July than in June, as shown in Fig.6.

8. Departments with highest number of disposals (subordinates)

The Public Health Engineering Department has disposed more number of grievances, out of 12, All grievances are disposed during July. Agriculture Department Govt of Meghalaya, out of 78, 10 grievances are disposed. Office of the Deputy Commissioner South West Garo Hills, out of 13, 9 grievances are disposed, Home Police Department disposed 7 out of 10 grievances, Excise Registration Taxation Stamps Department, Office of the Deputy Commissioner Eastern West Khasi Hills District disposed single grievances in same period.



Figure 7: Subordinate departments that disposed more grievances

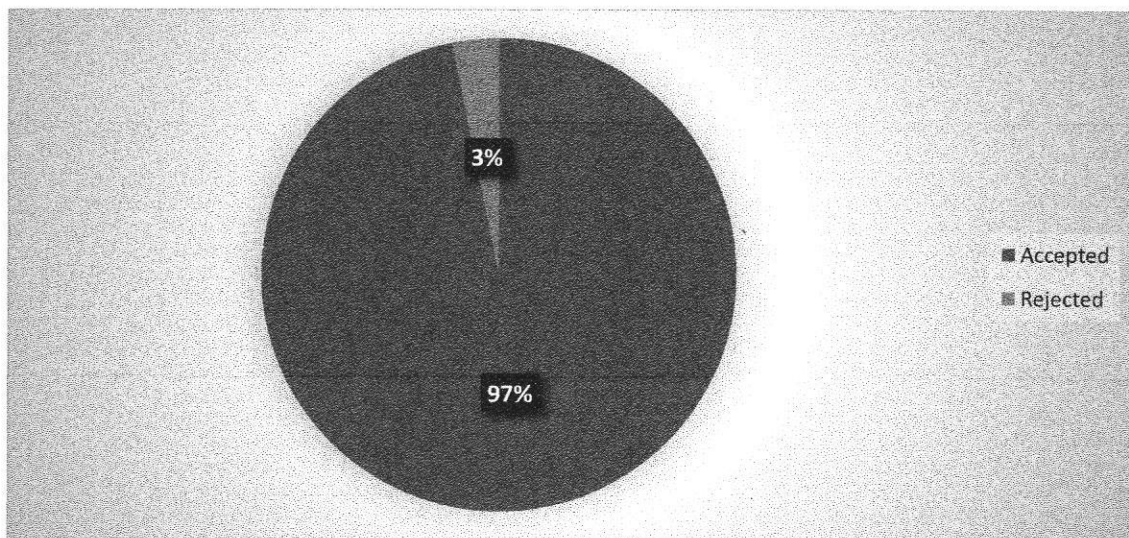


Source: CPGRAMS, July 2024

9. Acceptance of Cases

Out of total disposed grievances, 3 percent are rejected due to various reasons, 97 percent are accepted.

Figure 8: Distribution of type of acceptance



Source: CPGRAMS, July 2024

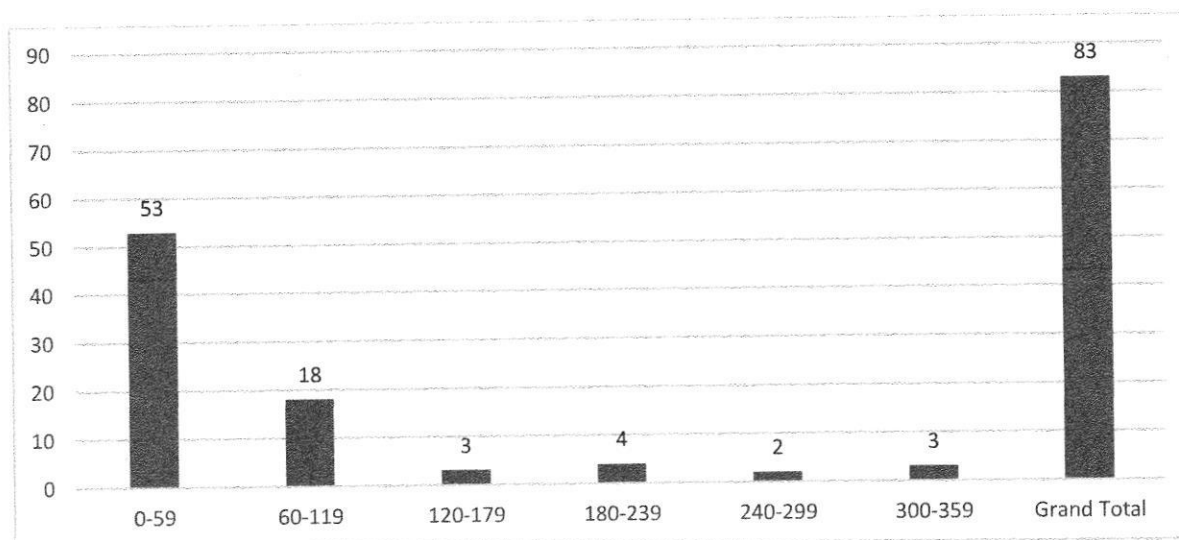


10. Logins of subordinate departments

Across the departments, 53 departments login less than 60 times, 18 departments login less than 120 times, 9 departments login less than 300 times, and 3 departments logged less than 300 times.

The departments such as Agriculture Department Govt of Meghalaya, Public Health Engineering Department, Finance Pension Cell Department, General Administration Department B, Office of the Deputy Commissioner East Khasi Hills, Social Welfare Department, Home Police Department, Tourism Department logged in more than 150 logins till date. In addition, Public Works Department, Political Department, and Transport Department tops in number of logins, which are more than 300 times.

Figure 9: Login of subordinate departments



Source: CPGRAMS till July 2024

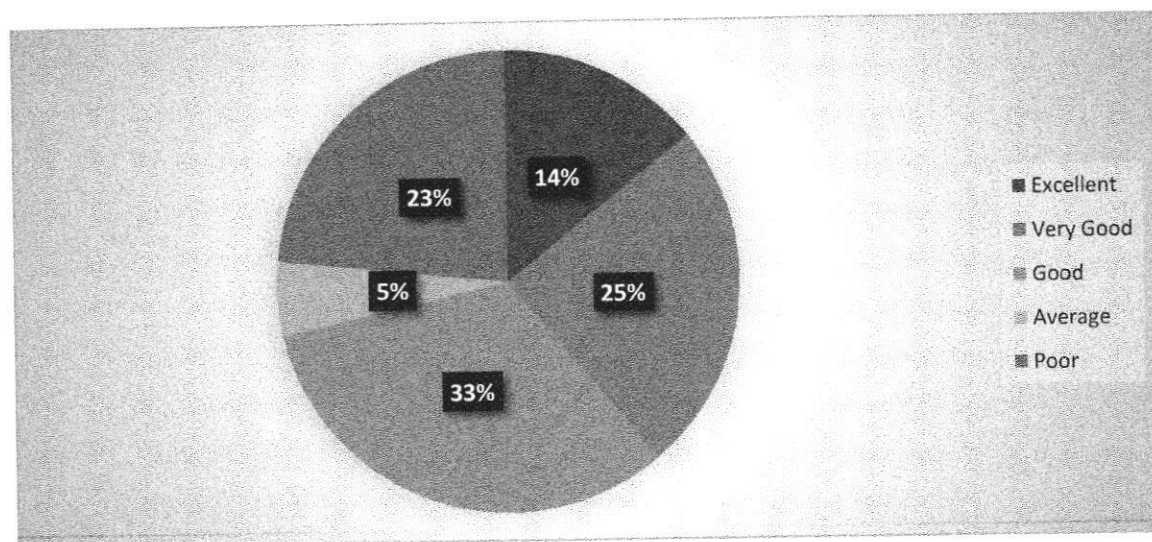
11. Feedback Analysis

11.1 Call Centre

The following diagram shows the satisfaction level of the citizens in the year (January 2024 to July 2024). About 72 percent of the citizens provided positive feedback on grievances, out of which 14 percent mentioned excellent, 25 percent very good and 33 percent good. Among the remaining 28 percent, 5 percent reported average and 23 percent reported poor experience.



Figure 10: Satisfaction level of the citizens – Call Centre

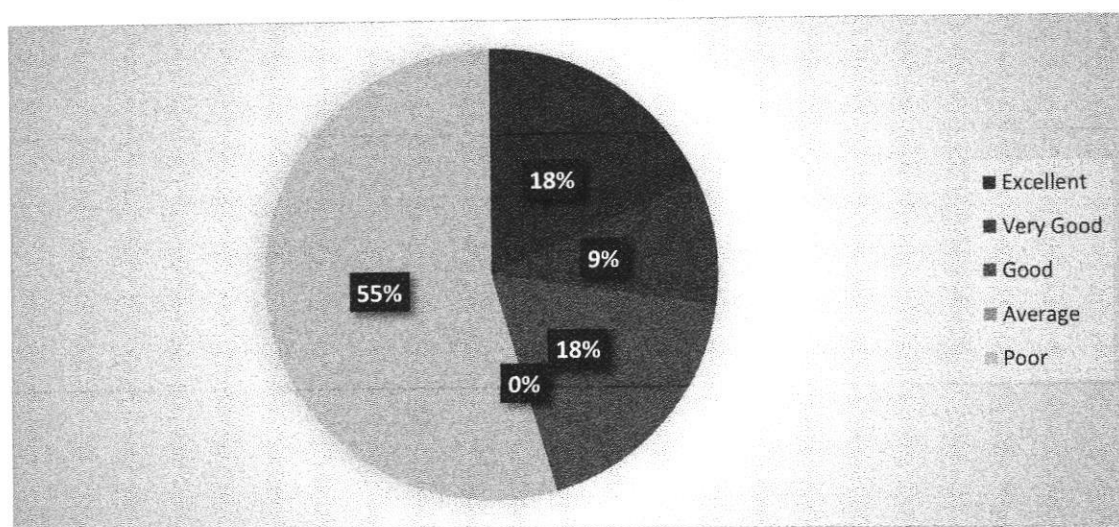


Source: CPGRAMS, January 2024 to July 2024

11.2 Grievance

The citizens shared feedback on the experience of the grievance redressal and about 18 percent shared Excellent, 9 percent with Very Good, and 18 percent with Good, and remaining feedback is poor (55 %).

Figure 11: Satisfaction level of the citizens - Portal



Source: CPGRAMS, January 2024 to July 2024



12. Major Observations: Comparison of June and July 2024

The following section explains the top Six department which have more grievances

12.1 Office of the Deputy Commissioner North Garo Hills

In the month of June, the grievances of Office of the Deputy Commissioner North Garo Hills are 226, out of these none of the grievances are received in June and 226 grievances are brought forwarded from the previous month. The department disposed none of the grievances in June. The remaining 226 grievances are carry forwarded to July.

In the month of July, department received none of the grievances, 226 grievances are brought forward and none of the grievances are disposed during the period. The remining 226 grievances carry forwarded to August.

Table 2: Office of the Deputy Commissioner North Garo Hills

Months	Brought Forward	Received During	Disposed During	Total Pending as on to date
June	226	0	0	226
July	226	0	0	226

Source: CPGRAMS, June and July 2024

12.2 Agriculture Department Govt of Meghalaya

In the month of June, the Agriculture Department Govt of Meghalaya grievances are 81, out of these 24 grievances are received in June and 57 are brought forwarded from the previous month and 3 grievances are disposed during the period. The remaining 78 grievances carry forwarded to July.

In the month of July, department received none of the grievances and 10 grievances are disposed during the period. The remining 68 grievances carry forwarded to August.

Table 3: Agriculture Department Govt of Meghalaya

Months	Brought Forward	Received During	Disposed During	Total Pending as on to date
June	57	24	3	78
July	78	0	10	68

Source: CPGRAMS, June and July 2024



12.3 Office of the Deputy Commissioner Ri Bhoi District

In the month of June, the grievances of Office of the Deputy Commissioner Ri Bhoi District are 11, out of these a single grievance is received in June and 10 grievances are brought forwarded from the previous month. The department disposed none of the grievances in June. The remaining 11 grievances are carry forwarded to July.

In the month of July, department received 0 grievances, and 11 grievances are brought forward, out of these none of the grievances are disposed during the period. The remining 11 grievances carry forwarded to August.

Table 3: Office of the Deputy Commissioner Ri Bhoi District

Months	Brought Forward	Received During	Disposed During	Total Pending as on to date
June	10	1	0	11
July	11	0	0	11

Source: CPGRAMS, June and July 2024

12.4 Power Department

In the month of June, the grievances of Power Department are 10, out of these no grievance was received in June and 10 are brought forwarded from the previous month. The department disposed none of these grievances during the period. The remaining 10 grievances carry forwarded to July.

In the month of July, department received 0 grievances and none of the grievances are disposed during the period. The remining 10 grievances carry forwarded to August.

Table 5 Power Department

Months	Brought Forward	Received During	Disposed During	Total Pending as on to date
June	10	0	0	10
July	10	0	0	10

Source: CPGRAMS, June and July 2024



12.5 Transport Department

In the month of June, the grievances of Transport Department are 7, out of these none of the grievances are received in June and 7 grievances are brought forwarded from the previous month and none of the grievances are disposed during the period. The remaining 7 grievances carry forwarded to July.

In the month of July, department received 0 grievance and none of the grievances are disposed during the period. The remaining 7 grievances carry forwarded to August.

Table 6 Transport Department

Months	Brought Forward	Received During	Disposed During	Total Pending as on to date
June	7	0	0	7
July	7	0	0	7

Source: CPGRAMS, June and July 2024

12.6 Health and Family Welfare Department

In the month of June, the grievances of Health and Family Welfare Department are 6, out of these 3 of the grievances are received in June and 3 are brought forwarded from the previous month and none of the grievances are disposed during the period. The remaining 6 grievances carry forwarded to July.

In the month of July, department received none of the grievances and none of the grievances are disposed during the period. The remaining 6 grievances carry forwarded to August.

Table 5 Health and Family Welfare Department

Months	Brought Forward	Received During	Disposed During	Total Pending as on to date
June	3	3	0	6
July	6	0	0	6

Source: CPGRAMS, June and July 2024



13. Departments with pending grievances for more than 6 months

- 19 grievances received from PMO office and other states are pending for more than 6 months i.e. average days 228
- 14 grievances are pending with District Agriculture Office West Garo Hills form the last 6 months i.e. average days 284
- 3 grievances are pending with Mining and Geology Department form the last 6 months i.e. average days 240
- 2 grievances are pending with Transport Department form the last 6 months i.e. average days 327
- 2 grievances are pending with office of the Personnel and AR B Department from the last 6 months i.e. average days 263
- 190 grievances are pending with Office of the Deputy Commissioner North Garo Hills form the last 6 months i.e. average days 261
- 5 grievances are pending with Office of the Deputy Commissioner Ri Bhoi District from the last 6 months i.e. average days 239
- 4 grievances are pending with Office of the Deputy Commissioner South Garo Hills form the last 6 months i.e. average days 299
- 2 grievances are pending with Office of the Commissioner West Garo Hills form the last 6 months i.e. average days 247
- 2 grievances are pending with Office of the Deputy Commissioner West Jaintia Hills District from the last 6 months i.e. average days 243
- Single grievance is pending with Office of the Deputy Commissioner East Garo Hills District from the last 6 months i.e. average days 263
- One grievance is pending with each of these departments Mining and Geology Department (367), Directorate of Agriculture (359), Director of Health Services MI (351), Superintendent of Police East Jaintia Hills Khliehriat (340), Meghalaya Power Distribution Corporation Ltd (335), DISTRICT TRANSPORT OFFICE SHILLONG (333), District Council Affairs Department (246), Education Department (242), Home Police Department (240), Revenue and



Disaster Management Department (232), Chief Ministers Office (214) and Home Civil Defence and Home Guards Department (205).

14. Departments with pending grievances for more than 1 year

- 8 grievances received from PMO office and other states are pending for more than one year i.e. average days 515.
- 8 grievances received from Meghalaya Power Distribution Corporation Ltd are pending for more than one year i.e. average days 497.
- 5 grievances received from Office of the Deputy Commissioner North Garo Hills are pending for more than one year i.e. average days 374.
- 2 grievances are pending from the departments Directorate of Small Savings with an average of 696 days followed by Directorate of Urban Affairs (856) and Shillong Municipal Board (735).
- One grievance is pending with each of these departments Commissioner of Excise 2 Excise Registration Taxation Stamps Department (538), Commissioner of Transport 2 DISTRICT TRANSPORT OFFICE SHILLONG (555), Directorate of Agriculture (407), District Rural Development Agency Jowai (856), Mining and Geology Department (391), Office of the Deputy Commissioner West Garo Hills (766), Office of the The Deputy Commissioner East Jaintia Hills (802), Personnel and AR B Department (788), Power Department 2 Government of Meghalaya (532), SUPERINTENDENT OF POLICE EAST KHASI HILLS (385) and Transport Department (424).

15. Major findings

- The government of Meghalaya received 126 grievances during July among them 112 (89%) are related to Local/ Internet.
- As compared to the previous month (July), the disposal rate has increased in July (31) but, the absolute number of pending grievances is more due to more cases being brought forward (528).
- The feedback analysis indicates that the levels of satisfaction expressed by the people increased during last month (45%) showing improved service.



- Among subordinates, **Office of the Deputy Commissioner North Garo Hills** tops in pending cases. There is an urgent need to take corrective action. From the last 8 months this department has not disposed single grievance
- From January to July data, 72% of the people are happy with redressal mechanism. Therefore, quick redressal will help to reach the highest target.

16. Recommendations

- The Grievance Redress in Meghalaya is to function more effectively Pendency is more with subordinates, hence strict directions to be given to them to address them within a deadline.
- 86 percent of pending grievances are related to local/internet. Addressing them will reduce the pendency only to 14 percent.
- Efforts to be made to dispose the long pending cases of more than one year immediately. This will increase the efficiency of governance & improve the position of Meghalaya. 8 grievances received from PMO office and other states are pending for more than one year i.e. average days 515.
- Some immediate actions have to be taken for those grievances which may not be pertaining to those departments and hence are pending for long and has no closure.
- There are 498 cases pending for more than 30 days. As per the OM from DAPRG (July 2022) the grievances received on CPGRAMS shall be resolved promptly as soon as they are received but within a maximum period of 30 days. In case redressal is not possible within the prescribed timeframe due to the circumstances such as subjudice matters/policy issues etc., an interim/appropriate reply shall be given to the citizen. Action needs to be taken on these grievances,
- Weekly updates should be informed to the specific departments with more pendency.
- A proper time line system should be followed for disposing the grievances within 30 days at department and subordinate level with an established system of coordination and communication.
- Consultancy and department visit from the Personal and Administrative Reforms department have to be carried out to the top-pending departments to understand the grassroots problems and provide technical assistance.



Annexures

Annexure 1: Distribution of Departments with grievances and pendency with subordinates

Name	Brought Forward	Received During	Disposed During	Total Pending as on July	Pendency %
Total	424	0	40	384	90.57
Office of the Deputy Commissioner North Garo Hills	226	0	0	226	58.85
Agriculture Department Govt of Meghalaya	78	0	10	68	17.71
Office of the Deputy Commissioner Ri Bhoi District	11	0	0	11	2.86
Power Department	10	0	0	10	2.60
Transport Department	7	0	0	7	1.82
Health and Family Welfare Department	6	0	0	6	1.56
Office of the Deputy Commissioner West Jaintia Hills	6	0	0	6	1.56
Mining and Geology Department	5	0	0	5	1.30
Office of the Deputy Commissioner South Garo Hills	5	0	0	5	1.30
Urban Affairs Department	5	0	0	5	1.30
Education Department	4	0	0	4	1.04
Office of the Deputy Commissioner East Garo Hills	4	0	0	4	1.04
Office of the Deputy Commissioner West Garo Hills	13	0	9	4	1.04
Personnel and AR B Department	4	0	0	4	1.04
District Council Affairs Department	3	0	0	3	0.78
Home Police Department	10	0	7	3	0.78
Community and Rural Development Department	2	0	0	2	0.52
Finance Budget Department	2	0	0	2	0.52
Parliamentary Affairs Department	2	0	0	2	0.52
Revenue and Disaster Management Department	2	0	0	2	0.52
Chief Ministers Office	1	0	0	1	0.26
Excise Registration Taxation Stamps Department	2	0	1	1	0.26
Forests and Environment Department	1	0	0	1	0.26



Home Civil Defence and Home Guards Department	1	0	0	1	0.26
Office of the The Deputy Commissioner East Jaintia Hills	1	0	0	1	0.26
Animal Husbandry and Veterinary Department	0	0	0	0	0.00
Border Area Development Department	0	0	0	0	0.00
Commerce and Industries Department	0	0	0	0	0.00
Department of Arts and Culture	0	0	0	0	0.00
Elections Department	0	0	0	0	0.00
Finance Audit and Funds Branch	0	0	0	0	0.00
Finance Department	0	0	0	0	0.00
Finance Economic Affairs Department	0	0	0	0	0.00
Finance Pension Cell Department	0	0	0	0	0.00
Fisheries Department	0	0	0	0	0.00
Food Civil Supplies and Consumer Affairs Department	0	0	0	0	0.00
General Administration Department	0	0	0	0	0.00
General Administration Department B	0	0	0	0	0.00
Home Prisons Department	0	0	0	0	0.00
Housing Department	0	0	0	0	0.00
Information and Public Relation Department.	0	0	0	0	0.00
Information Technology and Communication Department	0	0	0	0	0.00
Labour Department	0	0	0	0	0.00
Law A Department	0	0	0	0	0.00
Law B Department	0	0	0	0	0.00
Office of the Deputy Commissioner East Khasi Hills	0	0	0	0	0.00
Office of the Deputy Commissioner Eastern West Khasi Hills District.	1	0	1	0	0.00
Office of the Deputy Commissioner South West Garo Hills	0	0	0	0	0.00
Office of the Deputy Commissioner South West Khasi Hills	0	0	0	0	0.00
Office of the Deputy Commissioner West Khasi Hills	0	0	0	0	0.00
Office of the Honorable Chief Minister Meghalaya	0	0	0	0	0.00



Personnel and ARA Department	0	0	0	0	0.00
Planning Department	0	0	0	0	0.00
Political Department	0	0	0	0	0.00
Printing and Stationary Department	0	0	0	0	0.00
Public Health Engineering Department	12	0	12	0	0.00
Public Works Department	0	0	0	0	0.00
Secretariat Administration Department	0	0	0	0	0.00
Social Welfare Department	0	0	0	0	0.00
Sports and Youth Affairs Department	0	0	0	0	0.00
Textiles Department	0	0	0	0	0.00
Tourism Department	0	0	0	0	0.00
Water Resources Department	0	0	0	0	0.00

Source: CPGRAMS, July 2024

Annexure 2: Distribution of Departments with grievances and disposed with subordinates

Name	Brought Forward	Received During	Disposed During	Total Pending as on July	Disposed %
Total	424	0	40	384	424
Public Health Engineering Department	12	0	12	0	12
Agriculture Department Govt of Meghalaya	78	0	10	68	78
Office of the Deputy Commissioner West Garo Hills	13	0	9	4	13
Home Police Department	10	0	7	3	10
Excise Registration Taxation Stamps Department	2	0	1	1	2
Office of the Deputy Commissioner Eastern West Khasi Hills District.	1	0	1	0	1
Animal Husbandry and Veterinary Department	0	0	0	0	0
Border Area Development Department	0	0	0	0	0
Chief Ministers Office	1	0	0	1	1
Commerce and Industries Department	0	0	0	0	0
Community and Rural Development Department	2	0	0	2	2
Department of Arts and Culture	0	0	0	0	0
District Council Affairs Department	3	0	0	3	3
Education Department	4	0	0	4	4
Elections Department	0	0	0	0	0



Finance Audit and Funds Branch	0	0	0	0	0
Finance Budget Department	2	0	0	2	2
Finance Department	0	0	0	0	0
Finance Economic Affairs Department	0	0	0	0	0
Finance Pension Cell Department	0	0	0	0	0
Fisheries Department	0	0	0	0	0
Food Civil Supplies and Consumer Affairs Department	0	0	0	0	0
Forests and Environment Department	1	0	0	1	1
General Administration Department	0	0	0	0	0
General Administration Department B	0	0	0	0	0
Health and Family Welfare Department	6	0	0	6	6
Home Civil Defence and Home Guards Department	1	0	0	1	1
Home Prisons Department	0	0	0	0	0
Housing Department	0	0	0	0	0
Information and Public Relation Department.	0	0	0	0	0
Information Technology and Communication Department	0	0	0	0	0
Labour Department	0	0	0	0	0
Law A Department	0	0	0	0	0
Law B Department	0	0	0	0	0
Mining and Geology Department	5	0	0	5	5
Office of the Deputy Commissioner Ri Bhoi District	11	0	0	11	11
Office of the Deputy Commissioner East Garo Hills	4	0	0	4	4
Office of the Deputy Commissioner East Khasi Hills	0	0	0	0	0
Office of the Deputy Commissioner North Garo Hills	226	0	0	226	226
Office of the Deputy Commissioner South Garo Hills	5	0	0	5	5
Office of the Deputy Commissioner South West Garo Hills	0	0	0	0	0
Office of the Deputy Commissioner South West Khasi Hills	0	0	0	0	0



Office of the Deputy Commissioner West Jaintia Hills	6	0	0	6	6
Office of the Deputy Commissioner West Khasi Hills	0	0	0	0	0
Office of the Honorable Chief Minister Meghalaya	0	0	0	0	0
Office of the The Deputy Commissioner East Jaintia Hills	1	0	0	1	1
Parliamentary Affairs Department	2	0	0	2	2
Personnel and AR B Department	4	0	0	4	4
Personnel and ARA Department	0	0	0	0	0
Planning Department	0	0	0	0	0
Political Department	0	0	0	0	0
Power Department	10	0	0	10	10
Printing and Stationary Department	0	0	0	0	0
Public Works Department	0	0	0	0	0
Revenue and Disaster Management Department	2	0	0	2	2
Secretariat Administration Department	0	0	0	0	0
Social Welfare Department	0	0	0	0	0
Sports and Youth Affairs Department	0	0	0	0	0
Textiles Department	0	0	0	0	0
Tourism Department	0	0	0	0	0
Transport Department	7	0	0	7	7
Urban Affairs Department	5	0	0	5	5
Water Resources Department	0	0	0	0	0

Source: CPGRAMS, July 2024

Annexure 3: Status grievances brought forward, received, pending and disposal from Meghalaya and other states

State Name	Brought Forward	Received During	Pending During	Disposed During
Andaman And Nicobar Islands	0	0	0	0
Andhra Pradesh	0	0	0	0
Arunachal Pradesh	0	0	0	0
Assam	7	1	8	0
Bihar	2	0	2	0
Chandigarh	0	0	0	0
Chhattisgarh	0	0	0	0



Dadra and Nagar Haveli and Daman and Diu	0	0	0	0
Daman and Diu	0	0	0	0
Delhi	0	0	0	0
Goa	0	0	0	0
Gujarat	0	0	0	0
Haryana	2	0	2	0
Himachal Pradesh	0	0	0	0
Jammu And Kashmir	0	0	0	0
Jharkhand	0	0	0	0
Karnataka	4	0	4	0
Kerala	0	0	0	0
Ladakh	0	0	0	0
Lakshadweep	0	0	0	0
Madhya Pradesh	1	0	1	0
Maharashtra	4	0	3	1
Manipur	0	0	0	0
Meghalaya	491	123	584	30
Mizoram	0	0	0	0
Nagaland	0	0	0	0
Odisha	0	0	0	0
Puducherry	0	0	0	0
Punjab	1	0	1	0
Rajasthan	0	0	0	0
Sikkim	0	0	0	0
Tamil nadu	4	0	4	0
Telangana	2	0	2	0
Tripura	0	0	0	0
Uttar Pradesh	1	1	2	0
Uttarakhand	0	0	0	0
West Bengal	8	1	9	0
Total	527	126	622	31

Source: CPGRAMS, July 2024

Annexure 4: Top departments having more pendency

Name	Brought Forward	Received During	Disposed During	Total Pending as on July
Office of the Deputy Commissioner North Garo Hills	226	0	0	226



Agriculture Department Govt of Meghalaya	78	0	10	68
Office of the Deputy Commissioner Ri Bhoi District	11	0	0	11
Power Department	10	0	0	10
Transport Department	7	0	0	7
Health and Family Welfare Department	6	0	0	6
Office of the Deputy Commissioner West Jaintia Hills	6	0	0	6
Mining and Geology Department	5	0	0	5
Office of the Deputy Commissioner South Garo Hills	5	0	0	5
Urban Affairs Department	5	0	0	5

Source: CPGRAMS, July 2024

Annexure 5: Top departments disposed more grievances

Name	Brought Forward	Received During	Total Pending	Disposed During
Public Health Engineering Department	12	0	0	12
Agriculture Department Govt of Meghalaya	78	0	68	10
Office of the Deputy Commissioner West Garo Hills	13	0	4	9
Home Police Department	10	0	3	7
Excise Registration Taxation Stamps Department	2	0	1	1
Office of the Deputy Commissioner Eastern West Khasi Hills District.	1	0	0	1

Source: CPGRAMS, July 2024

Annexure 6: Department with highest logins

Organization Name	Total Login
Public Works Department	344
Political Department	336
Transport Department	334
Agriculture Department Govt of Meghalaya	296
Public Health Engineering Department	277
Finance Pension Cell Department	204
General Administration Department B	203
Office of the Deputy Commissioner East Khasi Hills	187
Social Welfare Department	181



Home Police Department	177
Tourism Department	171
Printing and Stationary Department	125
Cooperation Department	119
Law A Department	117
Finance Department	113
Border Area Development Department	103

Source: CPGRAMS till July 2024

Annexure 7: Department with less logins

Organization Name	Total Login
Finance Pay Revision Department	6
Mining and Geology Department	6
Finance EC1	5
Cabinet Affairs Department.	2
Extension Training Centre Nongsder	2
Office of the The Deputy Commissioner East Jaintia Hills	2
Chief Ministers Office	1
Extension Training Centre West Garo Hills Tura	1
Finance Expenditure Control Department	1
Personnel Administrative Reforms Cell Department	1

Source: CPGRAMS till July 2024

Annexure 8: Department with zero logins (Not Applicable)

Organization Name	Total Login
COVID 19 Grievance Cell	0
Finance Establishment	0
Finance Revision of Rules Cell Department	0
Personnel AR SRC	0
Programme Implementation and Evaluation Department	0
State Institute of Rural Development Meghalaya	0

Source: CPGRAMS till July 2024

Annexure 9: Departments with Grievances pending more than six months

S N	Pending With	Pending Days / Redress Time	No of Pending Grievances
1	Government of Meghalaya	228	19
2	District Agriculture Office West Garo Hills	284	14
3	Mining and Geology Department	240	3
4	Transport Department	327	2
5	Personnel and AR B Department	263	2



6	Mining and Geology Department	367	1
7	Directorate of Agriculture	359	1
8	Director of Health Services MI	351	1
9	Superintendent of Police East Jaintia Hills Khliehriat	340	1
10	Meghalaya Power Distribution Corporation Ltd	335	1
11	DISTRICT TRANSPORT OFFICE SHILLONG	333	1
12	District Council Affairs Department	246	1
13	Education Department	242	1
14	Home Police Department	240	1
15	Revenue and Disaster Management Department	232	1
16	Chief Ministers Office	214	1
17	Home Civil Defence and Home Guards Department	205	1
18	Office of the Deputy Commissioner North Garo Hills	261	190
19	Office of the Deputy Commissioner Ri Bhoi District	239	5
20	Office of the Deputy Commissioner South Garo Hills	299	4
21	Office of the Deputy Commissioner West Garo Hills	247	2
22	Office of the Deputy Commissioner West Jaintia Hills	243	2
23	Office of the Deputy Commissioner East Garo Hills	263	1

Source: CPGRAMS till July 2024

Annexure 10: Departments with Grievances pending more than one year

SN.	Pending With	Pending Days / Redress Time	No of Pending Grievances
1	Commissioner of Excise 2 Excise Registration Taxation Stamps Department	538	1
2	Commissioner of Transport 2 DISTRICT TRANSPORT OFFICE SHILLONG	555	1
3	Directorate of Agriculture	407	1
4	Directorate of Small Savings	696	2
5	Directorate of Urban Affairs	856	2



6	District Rural Development Agency Jowai	856	1
7	Government of Meghalaya	515	8
8	Meghalaya Power Distribution Corporation Ltd	497	8
9	Mining and Geology Department	391	1
10	Office of the Deputy Commissioner North Garo Hills	374	5
11	Office of the Deputy Commissioner West Garo Hills	766	1
12	Office of the The Deputy Commissioner East Jaintia Hills	802	1
13	Personnel and AR B Department	788	1
14	Power Department 2 Government of Meghalaya	532	1
15	Shillong Municipal Board	735	2
16	SUPERINTENDENT OF POLICE EAST KHASI HILLS	385	1
17	Transport Department	424	1

Source: CPGRAMS till July 2024



Public Affairs Centre
#15, KIADB Industrial Area,
Jigani-Bommasandra Link Road
Jigani Post, Anekal Taluk
Bengaluru - 560105
Karnataka, India